



Launching the SUV into exciting new waters -
Introducing the Riviera 395 SUV



The Riviera SUV Collection: count on amazing adventures

Next time you seem certain to be swamped by the incoming tide at work - everything wanted yesterday, or the day before - take a moment to reflect on the larger picture.

There is a bigger world out there filled with wonder and adventure. Over 70% covered in water, and just waiting for you to discover it all.

What better excuse could you have to run with the outgoing tide and explore all the highlights of both hemispheres on board your brilliant new Riviera SUV adventure yacht.

Surrounded in luxury, totally relaxed and taking every opportunity to create unforgettable memories, your friends and loved ones will thank you forever.

The Riviera SUV Collection, is made up of the 445 SUV, 525 SUV, 575 SUV and the sensational new 395 SUV model. They are a perfect meld of the high performance and wide open cockpit of the classic Riviera Flybridge Collection, and the luxurious single-level, alfresco entertaining style of the award winning Riviera Sport Yachts.

In other words, you will be at the helm of two fabulous motor yachts in one ... with twice as many excuses to turn your life into one great adventure after another. Enjoy!



Riviera Owner and Chairman, Rodney Longhurst.





Launching the SUV into exciting new waters

The Riviera design team's history of innovation has been instrumental in crafting a worldwide reputation for structural excellence. A primary driver also behind producing many notable, often pioneering craft.

The most recent source of pride is the sensational new Riviera 395 SUV. More than a new model, it steers the entire concept of luxury SUV cruising into fresh and exciting waters.

The challenge was to combine Riviera Flybridge performance, structural strength and cockpit space with the single-level entertaining style of Riviera Sport Yachts - with one crucial caveat. To fashion it all - traditional SUV luxury, blue-water practicality and sheer style - into an under 40-foot package.

Faced with the challenge of going further, our design team elected to go wider. Creating a revolutionary new broad beam hull and deck design that makes so much more possible.

Look forward to luxuriating in two generous, superbly appointed staterooms and a large bathroom on the accommodation deck. Life in the saloon takes on new levels of spaciousness and comfort. While out in the cockpit, versatility is the keynote. Spend your days indulging in a bounty of different water sports, then relaxing and entertaining evenings and nights.

With silky smooth power and efficiency from twin Volvo D6 IPS 500 turbo diesel engines at your command, the new Riviera 395 SUV is ready to launch you into a whole new class of cruising.

It all starts here

Adventurer. Explorer. Entertainer. Sleek yet strong in profile the Riviera design team have clearly excelled. Like all great designs she is both practical and grand.


No onboard space exemplifies this 'grace and brains' combination of the 395 SUV better than the cockpit; natural heart of so much onboard action.

Take a look around now and immediately note its generous proportions. This is a large area for a craft of its size. Large enough in fact to seat a gathering of adults in comfort with luxurious fixed and optional seating. Well equipped enough too by Riviera to cater for all manner of water sports.

Pride of place in the cockpit, set across the transom, facing forward and accessed from the swim platform, you'll discover the LED-lit barbecue centre; with sink and food preparation space thoughtfully included. This is the spot to share a meal, joke and running commentary on the water sports' action taking place all 'round.

Located below the barbecue centre is a handy storage hatch. Large enough to store a tender outboard, oars, fenders, lines and fishing rods.

Forward to port under the awning window you'll discover a comfy seat with cool box underneath capable of housing a refrigerator or freezer option. On the starboard side, a storage or fish bin is built under the cockpit floor. The ice-maker is located in a starboard forward compartment for ultimate catch freshness, cooling celebratory drinks, or both.









New standards of safety, above all

Building-in class-leading safety is central to the Riviera vision. This was a key design driver when creating a fresh new entry to luxury SUV cruising, the 395 SUV.

Look forward to safe passage whenever you head offshore, wherever you go onboard. Making your way to the side decks and foredeck is easy. That extends to guests of all ages, any age, even the four-legged variety.

Wide side decks feature thoughtfully placed handrails, a high side and bow rail and raised 100mm bulwarks, ensuring safety and comfort, even in inclement weather. The foredeck's deep anchor lockers store anchoring equipment concealed from the elements and view.

Up on the foredeck sea life will sparkle and sunsets bedazzle. Relaxation will also goes to deeply satisfying new levels.

Just look at that moulded inset built into the foredeck. It's purpose designed to fit the large optional, Riviera double sunlounge pod. With integrated backrests and drink holders, you've never been happier or more laid back. Cheers.

Life indoors

Perhaps the heading above might better read, 'Life indoors and outdoors'. Why?

Because easy flowing access and interaction between cockpit, galley and saloon help define classic Riviera SUV cruising. It is alfresco, Australian style. It is also brilliantly well designed to allow fast secure closure between different areas when the weather or elements demand it.

Venture inside now from the cockpit through the stainless steel framed, tempered and tinted glass centre door. Impressive? Absolutely. As is the large awning window opening out from port side aft helping connect inside and out. To starboard aft, discover the gourmet galley...

Here the happy chef can create on an electric cooktop with under-bench convection microwave. A sink, food preparation benchtop and deep drawer fridge are all within easy reach. So too are other guests and all the good times being had onboard, inside and out. On the striking new 395 SUV, the days of your chef 'missing in galley action' are long gone.

Dinner is served in the generous dining area with L-shaped seating, opposite the galley on the port side. With wrap around views forward, aft and to either side, it's hard to imagine a more spectacular place to dine.

With the lounge opposite, great conversations generally flow in such conducive surrounds. Be warned however: Diners can often get lost for words as a flaming red sun slides into a sliver flecked sea.

To cap off a really memorable evening, turn to the TV located forward of the lounge. Viewable from within the saloon and from the cockpit, your entertainment options also include AM/FM radio and CD sound system with iPod interface.

Skipper wanted. No experience necessary

"Easy to handle." "Go anywhere versatility." "Sheer modern luxury." The key principles driving the design of the 395 SUV really come to the fore at the helm.

New to skipping a luxury motor yacht but at home behind the wheel of a luxury contemporary car? Congratulations. You're ready to take command of your own Riviera 395 SUV. Better still, experienced skippers can look forward to next level of performance, economy and control.

Step forward to port and slide into the plush captain's chair. The sporty leather steering wheel feels good to the touch. Now reach for the powerful joystick by your side. It delivers centimetre-perfect control even when you're pivoting the yacht into an ultra-tight berth.

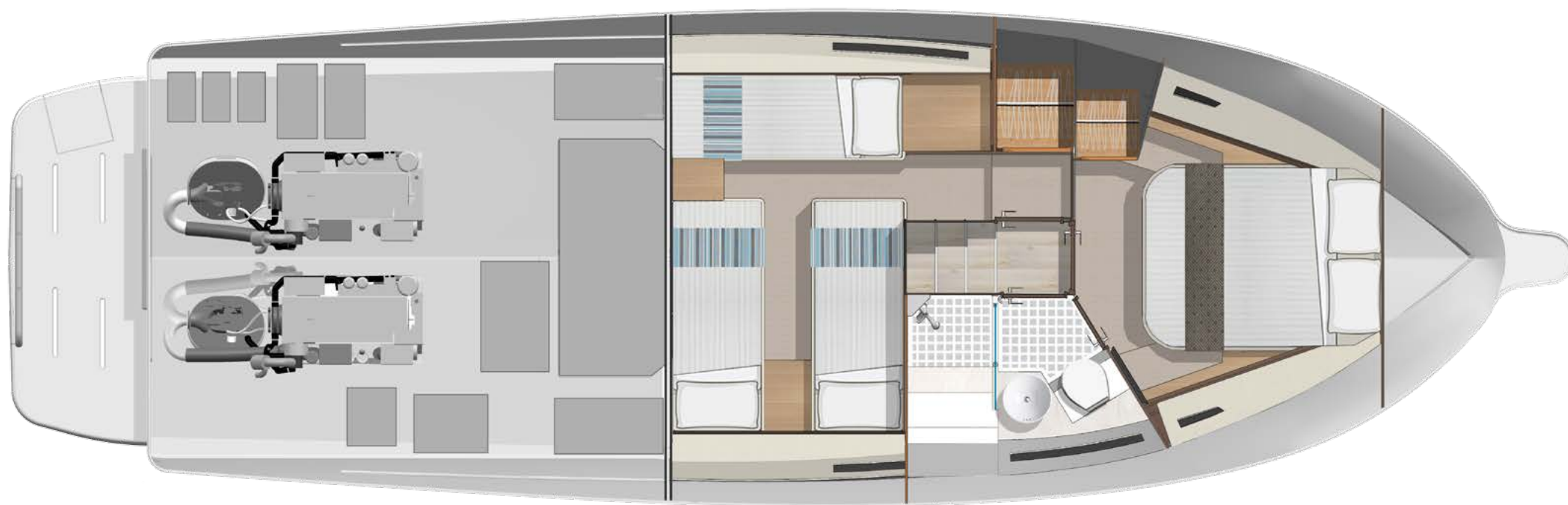
The instrumentation on the dash is designed and integrated to inspire confidence. Genuine peace of mind. It's all here on display on large multi-function touch screens. World class electronic navigational aids. State-of-the-art operating systems. Touch screen menus instantly informing you of everything you need to know: full vessel intelligence, engine system performance, up-to-the-minute navigational updates.

It all adds up to total command backed by refined and spirited performance from twin Volvo D6 IPS 500 turbo diesel engines delivering 370hp. That's performance par excellence with class-leading power-to-weight ratio, enhanced torque and improved fuel efficiency.

For further peace of mind, all Riviera 395 SUV Volvo Penta engine components, electronics and drives are covered by a comprehensive 5-year limited warranty.



Optional cockpit teak deck shown. Please refer to your Riviera representative for a comprehensive summary of standard and optional inclusions.



Optional cockpit teak deck shown. Please refer to your Riviera representative for a comprehensive summary of standard and optional inclusions.

The very accommodating master stateroom

Space, light, luxury. All under 40-foot. The Riviera design team's philosophy of continuous improvement shines on the accommodation deck of the 395 SUV.

Stepping down the stairs from the saloon the splendour of the master stateroom impresses. This is a an inviting space. Bright and airy with hull windows on both sides fills the room with soft filtered light and an overhead deck hatch introduces fresh sea air, if desired.

Most notably this is a space alive with the elegant handcrafted touches that set Riviera yachts apart.

The thick pile carpet underfoot cushions while helping create a tone of quiet ambience. The master's wardrobe to port side aft impresses in highly polished timber. A thing of beauty. A thoughtfully designed space to store a range of leisurewear and selection of personal items.

Should you be relishing the prospect of an extended break however, handcrafted overhead lockers and shelving on both sides will accommodate all your extra items in style.

Feel the need for a little light entertainment? Exercise your option to fit a flatscreen television with integrated sound system or maintain your stateroom as a private sanctuary. The choice is yours.

Rest assured, Riviera has your sleeping needs well and truly covered. The bed in the master stateroom is supremely comfortable, queen-sized and fully walk-around. Deep restorative sleep will ensue.

Immediately adjacent you will discover your en-suite bathroom (with two-way access). Beautifully appointed and generously proportioned, it features a walk-in shower, full vanity and basin, superbly detailed timber drawers and large, well lit mirrors.

Treat your guests to the best

All the adventure and excitement of life onboard the 395 SUV is something owners invariably want to share. The guest stateroom is where you'll accommodate up to three special family or friends.

Generous hull windows with opening portholes on either side fill the room with light and fresh air. That's plush carpet underfoot and LED lighting overhead. There are three adult-sized single berths, two to starboard and the other to port. Simply add an infill and the twin starboard berths quickly convert to a large double bed.

Thoughtful touches like this are typical of the "you come first" Riviera design approach. In this instance providing owners with a welcome degree of accommodation flexibility and your guests a memorable getaway experience.

Guest storage needs are also carefully considered and incorporated. A large, impeccably finished timber wardrobe is located out of the way, just inside the stateroom's entry. It stores clothes and valuables in style, while helping create an enhanced sense of stateroom living space.

Guests will discover further ample storage options under the twin beds along with a clever overhead two-metre storage cabinet simply made for rod or life jacket safekeeping.

Preliminary features, inclusions and options

CONSTRUCTION OVERVIEW

- Forward underfloor area foam filled
- Hand laid, moulded fibreglass hull, deck, with core in decks and cabin top
- Hardtop, Enclosed 4 sided – GRP double moulded, including (2x) fwd electric opening sunroofs, spotlight, anchor light mast, TV aerial, AM/FM and VHF aerials
- Independent compartments throughout hull
- Isophthalic gelcoat exterior (white)
- Solid GRP chines and hull bottom
- Vinylester resin in first outer layer of hull
- Watertight collision bulkhead forward

GENERAL OVERVIEW

- All stainless steel exterior fastenings 316 marine grade
- All stainless steel mirror finish with ground welds
- Antifouling: 2 coats epoxy undercoat, 2 coats antifoul with PropSpeed coating to propellers and IPS Pod drive gear
- Fenders (2x), dock lines (3x) and a boat hook
- Fire extinguishers, portable (3x)
- Hull colour white (gelcoat) with black antifouling
- Windscreen – Clear tempered glass, curved including Black Breezeway Cover

COCKPIT OVERVIEW

Features and inclusions

- Cockpit floor GRP with non skid finish
- Swim Platform – GRP (including hatch with fold out ladder)
- Aft facing seat with icebox underneath
- Cockpit hatches with heavy-duty stainless steel lock downs with gas struts
- Cockpit table – folding teak and stainless steel cup holders, hi-lo includes infill
- Fish bin (non removable) in cockpit floor with pump out facilities (insulated 2")
- Double action manual emergency bilge pump for engine room
- Grab rails to assist access to side decks
- Hand held shower hot and cold (Fresh water)
- Lighting spotlights, overhead and courtesy (DC) LED
- Lockers (GRP) for cockpit storage
- Self draining cockpit to the stern
- Stainless steel rear bulkhead incorporating hinged saloon door and opening up rear window with gas strut and lock
- Steps to side deck port and starboard
- Transom BBQ and sink under lift up lid with auto shut off (Note: BBQ not to be operated with fuel or outboard stored under)

Options

- Fold up seat starboard in lieu of cockpit locker
- Fold up seat portside in lieu of cockpit locker
- Ice maker fitted within GRP locker (powered off inverter) in lieu of locker
- Refrigerate cool box to fridge or freezer (under aft facing seat)
- Rod holders in cockpit coaming (4x) – heavy duty stainless steel
- Aft Cockpit wash down tap (fresh water)
- Aft Cockpit wash down tap (salt water)
- Cockpit carpet
- Transom aft storage locker with hinged GRP lid
- Stainless Steel transom rail bolted in place
- Cockpit awning – Single bow rear awning, fixed rail, covering secured with sail track and integrated quarter strata-glass clears
- Cockpit quarter panel strata glass including stainless steel grab rail, to port and starboard

DECK OVERVIEW

Features and inclusions

- Anchor 16kg (35lb), 35m (114ft) of 8mm (5/16") galvanised short link chain
- Anchor chain chafe plate fitted to bow sprit
- Anchor locker with rope/chain divider (offset to stbd). Access from hatch on deck
- Anchor safety strap
- Anchor winch vertical with overload protection circuit breaker, suit rope and chain, up and down switches and remote to helm
- Bow rail welded stainless steel (316 marine grade, highly polished) with mid safety wire including flag staff and burgee (bow flag)
- Bow roller stainless steel self-loading – through bowsprit, heavy duty
- Cleats – stainless steel 11" (4x), aft corner cleats (2x), pop up clears (2x) for fenders
- Deck hatch (2x) (lockable)
- Moulded non-skid gelcoat deck surfaces
- Rub rail – impact and UV resistant PVC (white) with stainless steel insert strip
- Sea water wash down tap at anchor locker
- Side decks and forward decks GRP non-skid

Options

- Upgrade to Stainless Steel Ultra Anchor
- Sun pad on fwd deck – closed cell foam, white vinyl covered, stainless steel rails with white cover, drink holders and hinge up backrest

GALLEY OVERVIEW

Features and inclusions

- Electric cooktop, single element with removable pot keeper
- Exhaust fan
- Flooring in commercial grade vinyl
- Garbage bin
- Lighting, overhead (DC) LED
- Microwave convection oven
- Overhead storage locker
- Refrigerator drawer unit with 2x drawers (under bench AC/DC)
- Solid surface benchtop including stainless steel sink with mixer tap
- Storage cabinets & drawers with soft close runners

Options

- Solid Surface benchtop colour - as fitted to Galley and Cockpit

SALOON OVERVIEW

Features and inclusions

- Handrail, stainless steel, recessed into headliner
- Head lining, vinyl with padding
- Lighting, overhead (DC) LED
- Lounge, L shape in premium vinyl with storage underneath
- Lounge to starboard forward with storage
- Roller blinds fitted to saloon windows
- Saloon table on single hi/lo pedestal with infill, to convert to daybed
- Side windows in tinted tempered glass opening (sliding)
- Twin electric opening sunroofs with blinds (2x)
- Upper pelmets

Options

- Upholstery to Lounges

HELM OVERVIEW

Features and inclusions

- Anchor winch chain counter
- Beverage holder x 2
- Compass, 4.75" with light
- C-Zone 5" display interface on helm
- Ergonomic helm console with full engine instrumentation
- Quality helm & companion chair (colour to compliment the dash)
- Steering wheel - stainless steel, leather/adjustable
- VHF radio including aerial
- Volvo System - Joystick, Dual lever controls, 7" screen
- Windscreen: tempered glass (clear), with pantograph wipers (2x) and washers off fresh water system

ELECTRONICS

- A comprehensive range of factory fitted electronic packages and custom fitments are available through Riviera Australia, from fish finders, to underwater lights. Contact your representative for details.

COMPANIONWAY OVERVIEW

Features and inclusions

- Flooring, companionway landing in premium grade vinyl
- Handrail to companionway stairs
- Lighting courtesys each step

Preliminary features, inclusions and options

FOWARD VIP STATEROOM OVERVIEW

Features and inclusions

- Carpet with underlay
- Fixed hull windows
- Hatch – with screen and blind
- Upholstered headboard
- Hinged gas assist lift up bed base
- Hull and head linings, vinyl covered with padding
- Master berth with underbunk drawers and side shelves
- Overhead lockers port and starboard including 2 shelves forward
- Private entrance door
- Double berth with innerspring mattress
- Reading and overhead lighting (DC) LED
- Robe with shelves to port, cedar lined with auto lighting (DC) LED

GUEST STATEROOM OVERVIEW

Features and inclusions

- Berth – single along outboard hull side port
- Berths – (2x) fixed single athwartships including storage underneath (with infill)
- Opening portholes (2x) to aft stateroom (1x port, 1x starboard) with safety alarms if left open with ignition on
- Blinds fitted to port holes and hull windows
- Carpet with underlay
- Drawer cabinet with soft closing runners
- Feature bulkheads upholstered
- Hanging locker with cedar lining and auto lighting (LED)
- Large fixed hull windows port and starboard (tinted tempered glass)
- Large framed feature mirrors fitted to aft bulkhead
- Opening port holes port and starboard with alams to helm
- Private entrance door
- Reading and overhead lighting (DC) LED

FORWARD VIP ENSUITE / DAY HEAD OVERVIEW

Features and inclusions

- Contemporary design solid surface vanity benchtop with bowl and quality mixer tap
- Ensuite door from master
- Exhaust Fan
- Fixed hull window and blind
- Hatch – white with screen
- Holding tank level indicator
- Lighting, overhead (DC) LED
- Private entrance door
- Shower stall with glass partition, frameless glass door, automatic sump pump and shower head hand held (on slide bar)
- Storage under and above benchtops
- Toilet roll holder and accessories
- Towel holders
- Vacuflush toilet (fresh water)
- Vanity cabinet with mirror

ELECTRICAL OVERVIEW

Features and inclusions

- AC power outlets (doubles) to both staterooms, head, galley, saloon and engine room (includes USB in staterooms)
- Alternators - Port alternator charges port start bank
- Starboard alternator charges starboard start bank. House alternator charges house bank and auxillary bank voltage sensivite relay (VSR)
- Batteries (maintenance free) - Independent port and starboard start (total 2x), house (2x) and auxiliary (1x)
- Battery banks individually isolated
- Battery charger – automatic (25A/12VDC-3) to start bank
- Battery paralleling system for emergency engine starting
- Bonding system, to all metallic hull fittings under the water line with zinc anode including galvanic isolator
- Digital DC circuit control and protection incorporating 'intelligent' operation with user programmable usage modes, timer circuits, light dimming and circuit bypass, operational via conventional switches, signal set points as well as LCD display modules
- Digital monitoring system including AC and DC power metering, fluid tank level monitoring and DC circuit status via 5" Touch colour LCD display mounted to helm
- Generator - Onan EQD 7kVA/50Hz/230V with muffler, fresh water-cooled including sound shield remote stop/start diagnostic, hour meter
- Inverter to operate entertainment and optional ice machine (as fitted)
- LED Lighting throughout boat where applicable
- Navigation lights LED (international standard)
- Wiring coded, numbered and assembled in looms where possible
- Saloon - AM/FM Stereo, CD/DVD player with ipod interface, amplifier, 4 speakers plus subwoofer to saloon, (2x) speakers and remote to cockpit
- Saloon - 32" LED TV integrated into saloon DVD/Audio system

Options

- Aft Stateroom - 22" LED TV/DVD/12V
- Master Stateroom - 22" LED TV/DVD/12V

MECHANICAL OVERVIEW

Features and inclusions

- Twin Volvo IPS 500 - D6 Diesel - (272kw/370hp) with IPS propulsion units, electronic variable rate steering and electronic controls, including joystick (1x) for slow speed manoeuvrability, includes line cutters, ACP System, (5yr/1000hr VP warranty on drive train, refer VP website for details)
- Acoustic and thermal insulation to Engine room
- Air conditioning: 27,000 BTU, reverse cycle, heat self contained unit to saloon
- All through hull fittings on or below the water line fitted with ball valves, all hoses double clamped
- Bilge pumps auto and manual override (3x)
- Day access hatch to engine room
- Engine access via large hatch in cockpit floor. Electric Ram and sound insulation
- Engine monitoring display (Volvo) - 7" Glass Bridge MFD
- Engine mounts - anti vibration
- Engine room lighting LED (DC)
- External and internal seawater strainers to main raw water intakes - generator and air conditioning (engines through IPS system)
- Fibreglass aqualift exhaust system for generator
- Fire suppression system for engine room with automatic/manual controls
- Fresh water heater (AC)
- Fresh water system (pressurised) with dual water tanks, total capacity 390 litres (103 US gallons)* (approx) with gauge in czone
- Fresh water tap and hose set in engine room
- Fuel filters/ water separator for engines and generator
- Fuel lines all swaged
- Fuel shut-off valves with access that is remote from engine room
- Fuel tank, GRP coated in fire retardant flocoat, 1,500 litres (396 US gallons) * approx
- Holding tank capacity 80 litres (21 US gallons)

- Props - IPS twin nibral 3 blade (counter rotating) including line cutters
- Steering – at low speed via Volvo IPS joystick docking control at main helm
- Trim Tabs - Electric manually controlled
- Vacuflush sanitation system with switch at helm for overboard pump out and deck fitting for dockside pump out
- Volvo active corrosion protection (ACP) system (Volvo IPS only)

Options

- Cockpit Joystick - Mounted onto GRP quarter panel with canvas cover, port or starboard side
- Air conditioning: 27,000 BTU, reverse cycle, self contained unit for lower accommodation and head
- Fuel filters / water separator for engines and generator, DUAL to main engines
- Trim Assist

The Reassurance of owning a Riviera

What sets Riviera apart as one of the world's great luxury motor yacht builders?

Is it the devotion to quality, standard of materials used, the ocean-tested structural strength, unsurpassed ease of operation, or the stylish, handcrafted luxury finish? Or perhaps it's the famous culture of care that transforms owners into the 'Riviera family'.

The answer is all of the above, and more. Much, much more. Over 38 years and the building of over 5300 luxury motor yachts, the 585-strong Riviera team have been on a continuous quest of evolution and refinement.

This remarkable heritage of knowledge matched by innovation allows us to marry the best of the time proven with the exciting and new. Witness our introduction of cutting edge touch screen digital technology and joystick maneuverability, which make navigating and operating a Riviera and Belize luxury motor yacht a relaxed and enjoyable experience.

Located on the Gold Coast, Queensland, our 14-hectare, state-of-the-art manufacturing facility is the largest facility of its kind in the Southern Hemisphere. From here we build on the notable Australian qualities of strength, practicality and love of water in the continent completely surrounded by three oceans and four seas. Then we test our designs in some of the toughest offshore conditions on earth. Hardly surprising that Riviera luxury motor yachts command impressive resale values worldwide.

Today, you can choose from five individual designs that make up our fabulous collection of luxury motor yachts, the Riviera Flybridge, SUV, Sport Yacht or Sports Motor Yacht models, along with our more traditional Belize Collection. All will withstand virtually anything the elements and you can put them through, with poise and ease.

Naturally, we back this confidence with an industry-leading 5-year structural limited warranty. In addition, with all our Volvo Penta powered yachts, we offer a 5-year limited warranty covering helm station controls and multi-function displays, steering and propellers, plus pod drives and engines.

Life is too short for needless compromise. So when it comes time to invest in your next dream motor yacht, why settle for a lesser option when you can enjoy all that makes up a Riviera.



Crafted with pride, with you in mind

Owner Care at Riviera and Belize is in a class of its own. Premium quality, professional and personal, it is all designed to be of the highest quality, in keeping with the world-class luxury motor yacht we are building specifically for you.

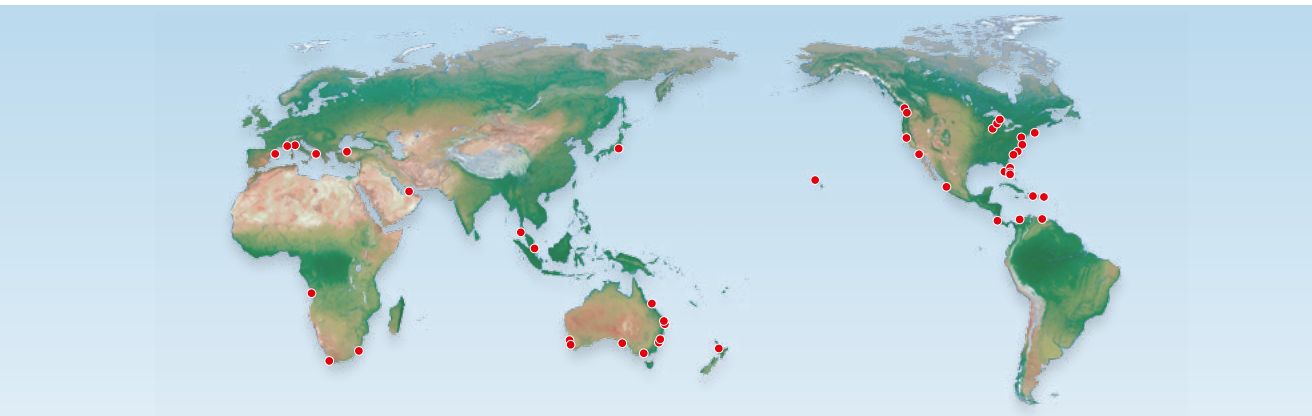
Like thousands of other happy owners, we are confident your every experience of dealing with us and our global representative team - from selecting your favoured options, electronics and decor, through to routine maintenance and repairs - will be conducted with the upmost respect and care.

Our highly skilled team consult and partner with internationally acclaimed naval architects, designers and engineers to ensure we fully embrace the latest, most exciting industry standards and trends.

Constant communication with the worldwide family of Riviera owners also plays a vital part in helping guide and inform our new model development program.

All this pride in performance ensures Riviera will continue to exceed the evolving needs of discerning luxury motor yacht enthusiasts like you.







A marque of excellence

For nearly four decades the Riviera team have been preoccupied with the relentless pursuit of excellence. That means never being satisfied with the status quo, rather forever looking to improve and refine our knowledge base by embracing the latest technologies and work practices.

All these endeavours are directed towards creating a superior luxury motor yacht experience for you. They have also garnered us enormous acclaim from the global boating industry along the way.

Over the years Riviera have accumulated an impressive collection of local, national and international awards recognising 'world's best practice' across the fields of education and training, employment, innovative manufacturing techniques, export, quality of workmanship and pioneering design.

More than testimony to our passion for handcrafting superior luxury motor yachts, they are your assurance of 'The Ultimate Boating Experience' when you decide to own a Riviera.



Electronics and systems

Electronics play an ever-increasing role in maximising the pleasure and safety of luxury motor yachts, and the choice of equipment that is available today is vast.

Selecting the equipment that meets your needs can be a very challenging task – and Riviera's electronics experts are here to assist.

We source the best systems from around the world, we help match technology to individual requirements and work closely with Riviera's international representative network to create systems that maximise your boating pleasure.



Riviera Genuine Parts and Accessories

Our passion for quality and practical design is reflected in our exclusive and growing range of clothing, accessories and décor items created to enhance your time afloat.

If you love your Riviera, you'll feel right at home with the Riviera Collection – an extensive range of casual, stylish, comfortable, practical equipment, clothing and accessories.

The Accessory and Décor collection ranges from storm jackets to stylish crockery.

To make your Riviera truly your own, we offer a wide range of fabrics, finishes and colour schemes that enable you to personalise your motor yacht.

Of course our experienced design team is always available to advise and assist you with your individual selection.

RivieraParts.com.au





The Riviera Experience

There's nothing quite like the exhilaration of blue-water cruising in company to remind our valued owners why they are so passionate about the rich and rewarding Riviera luxury life afloat.

For these are the types of passages that build the confidence and skills for people to use their yachts to their full potential, that create the very special memories that last a lifetime, and, importantly, are often the catalyst for long-lasting friendships.

Together, members of our growing global family of Riviera and Belize owners enjoy many special cruising experiences to idyllic destinations around the world — safe in the knowledge that experienced skippers and engineers are always close at hand.

We invite you to join with us for these special experiences — either to stretch your sea legs and gain offshore cruising confidence, or to simply enjoy the company of like-minded people who share an appreciation for the truly unique Riviera life.

Riviera 395 SUV



Preliminary Specifications

Length Overall (inc. swim platform and bow sprit)	13.27 m	43' 6"
Hull Length (Lh to ISO8666) *	12.06 m	39' 6"
Beam (inc. gunwale)	4.26 m	13' 9"
Maximum Draft (inc. props) (approx. depends on options)	1.13 m	3' 7"
Dry Weight (approx.) **	11,300 kg	24,912 lbs
Fuel Capacity ***	1,500 L	396 US gal
Water Capacity ***	390 L	103 US gal
Holding Tank Capacity ***	80 L	21 US gal
Sleeping Capacity	5 persons	
Cockpit Area	7.70 m ²	82.8 ft ²
Bridge Clearance	3.10 m	10' 2"
Standard Engine Volvo Penta D6-IPS500 x 2	272 kW	370 hp each

*Specifications may vary on a regional basis.

Specification clarification

* Length of the hull (Lh) to ISO8666: Includes all structural and integral parts (ie. the moulded length of the hull). It excludes parts that can be removed in a non-destructive manner without affecting the structural integrity of the craft, (eg. pulpits, outdrives, driving platforms, rubbing strakes).

** Dry weight represents the estimated minimum weight of a yacht with standard engines and options, no fuel or water on board, no equipment or provisions and no personnel. The stated dry weight may be exceeded.

*** Denotes net tank capacity. For useable capacity do not rely on more than 90% of tank capacity. Actual capacity will vary according to yacht trim and sea state. Speeds are subject to normal weather conditions, fuel and/or water levels, passengers and equipment loads.

Our care for your information

Due to the constant refinement of specifications and design by Riviera Australia, the information in this document may change without notice.

Specifications may vary with time and by region.

Some images or illustrations in this brochure may include options or custom details.

Please note that as safety equipment specifications or standards vary by country, this aspect of your purchase will need to be completed by yourself and or your Riviera representative.

Please refer to your Riviera representative for specific warranty cover and the latest detailed list of inclusions and options prior to purchase.

The Evolution of Australia's Riviera - Since 1980



2018 - 395 SUV



2017 - 72 Sports Motor Yacht



2017 - 68 Sports Motor Yacht



2016 - 4800 Sport Yacht



2016 - 575 SUV



2016 - 5400 Sport Yacht



2015 - 57 Enclosed Flybridge



2013 - 63 Open Flybridge



2013 - 50 Enclosed Flybridge



2012 - 445 SUV



2012 - 75 Enclosed Flybridge



2012 - Belize 54 Daybridge



2011 - Belize 54 Sedan



2011 - 4400 Sport Yacht SII



2009 - 3600 Sport Yacht SII



2008 - 61 Enclosed Flybridge SI



2008 - 56 Open Flybridge



2008 - 51 Enclosed Flybridge SII



2008 - 48 Offshore Express



2008 - 4400 Sport Yacht



2008 - 38 Open Flybridge



2005 - 47 Enclosed Flybridge



2005 - 3600 Sport Yacht SI



2004 - M400 Sport Cruiser



2004 - 51 Open Flybridge



2004 - 33 Open Flybridge



2003 - 58 Enclosed Flybridge



2003 - 47 Open Flybridge SII



2000 - M3350 Open Flybridge



1999 - 3000 Offshore SII



1999 - M3850 Open Flybridge



1999 - 3000 Offshore SI



1998 - 48 Enclosed Flybridge SII



1998 - 36 Open Flybridge Single Cab



1997 - 34 Open Flybridge



1993 - 36 Open Flybridge Twin Cab



1992 - 48 Open Flybridge



1991 - 42 Open Flybridge



1991 - 39 Open Flybridge



1989 - 44 Diavalo



1989 - 27 Targa



1989 - 27 Hardtop



1985 - 52 Open Flybridge



1985 - 46 Open Flybridge



1984 - 32 Open Flybridge



1983 - 34 Open Flybridge MK I



1983 - 44 Open Flybridge



1982 - 30 Open Flybridge



1982 - 30 Sedan



RivieraAustralia.com