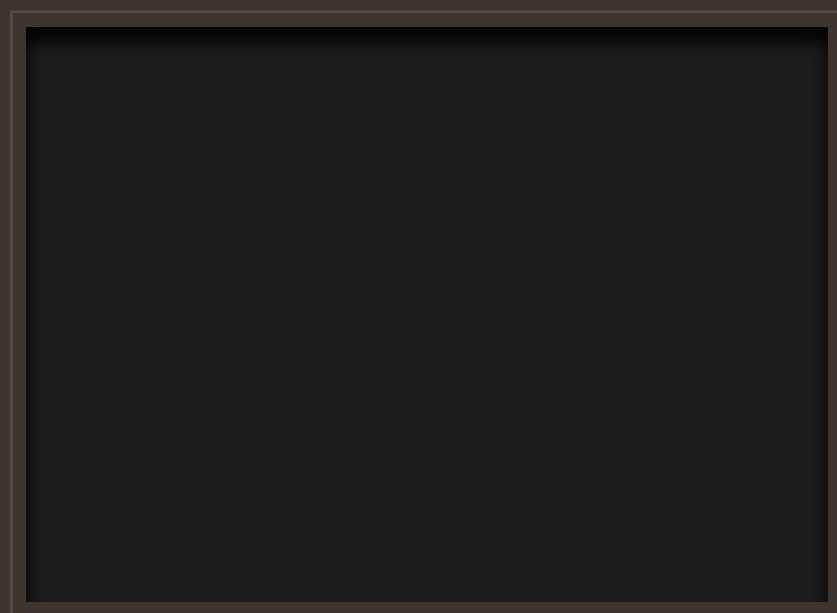




AUSTRALIA'S MOST AWARDED LUXURY BOAT BUILDER





565 SUV | SPORTY AND ADVENTUROUS



## TWO BOATS ... IN ONE

The sporty and adventurous Riviera SUV series opens up a whole new world of boating enjoyment for both the avid angler and cruising entertainer.

Indeed, our valued owners tell us it's a lot like having two boats ... in one.

The very spacious SUV series is the perfect pairing of two legendary designs, each with its own formidable pedigree ... and while its name has automotive origins, this very versatile range of Riviera has been created with the 'ultimate boating experience' foremost in mind.

The result, of course, is a crossover vessel like no other – one which combines the high-performance, blue-water cruising and fish-raising abilities of the classic Riviera Flybridge collection, and the single-level, leisurely entertaining features of our very popular Sport Yacht design.

The Riviera SUV series truly is ... the best of both worlds.

## A CLASS OF HER OWN

The 565 SUV retains all the distinctive indoor/outdoor characteristics for which the iconic Riviera is internationally renowned – clever and convenient alfresco lifestyle concepts, ultramodern technology, luxurious appointments ... not to mention excellent serviceability, savvy storage and an exacting eye for detail right through from fit to finish.

But this is a hallmark design from Riviera.

Befitting a pleasure craft of this calibre, this flagship of our SUV collection is every cruiser's or angler's dream ... and genuinely unique in terms of her versatility. Indeed, brilliant design puts to purpose every inch of available space and offers myriad options so owners can truly personalise their boat.

You immediately sense this multi-faceted approach from the moment you step aboard – the choices to customise your 565 for serious fishing or luxury entertaining – or indeed both – put her in a class all of her own.







The solid GRP swim platform can be teak-laid to serve as an extension of the 565's cockpit floor, and a hydraulic lift for up to 400kg can also be fitted to assist with mounting a tender. The strong GRP transom storage centre can be customised with a glass-front live bait tank, complete with circulating pump, as well as a bait preparation station, sink and mixer tap under a lift-up lid.

Or, if you prefer, you can install an alfresco BBQ console with grill, stainless steel splashback and LED lighting, again with sink and hot and cold water – more than enough to impress even the most discerning chef ... the choice is yours!

You'll discover many hidden treasures as you inspect the floor of 565's expansive, no-nonsense, Flybridge-scale cockpit. Two massive central self-draining storage lockers keep tackle, toys and furniture dry and out of sight, and there's a deep fish bin to starboard. You'll also notice smart storage for ropes and fenders in the coaming, as well as fresh and saltwater wash-down facilities – also cleverly located out of sight, yet right at hand when you need them.

Optional heavy-duty stainless steel rod-holders can also be fitted, and outriggers – and in the cockpit floor there's a reinforced alloy plate for a game chair or outdoor dining table.

Again, these sorts of decisions are best left to you ... and your specific boating requirements.

The sleek, low-profile GRP hardtop of the 565 extends out and over the cockpit and owners can extend this even further with a stainless steel and acrylic canvas awning for further protection from the sun and extremities.

Forward, you step up to a comfortable mezzanine three-seater cockpit lounge to port – perfect for taking in all the fishing action, or a sunset, or simply to view the rapidly-vanishing wake of this impressive boat on-song at full throttle. Under the lounge is a top-loading refrigerated cool box and self-draining recycling bin, and to starboard a wet bar with solid-surface benchtop, where an ice-maker can be fitted.

Wide side decks with well-placed hand rails ensure safe and stable access to the forward deck, where a large white vinyl-covered sun-pad can be fitted as a great space to enjoy a cool sunset drink, or just to relax at anchor with a good book.



## GET SET TO BE IMPRESSED

As you step from the mezzanine and into the 565's luxurious living area, you'll be awestruck by the sheer volume of her interior and the inspiring sense of light and space enhanced, in part, by the fact the entire rear bulkhead of the 565 is tinted, tempered glass.

From the aft galley, a huge awning window opens out and over the cockpit, in effect opening up the rear of the boat and accentuating a free-flowing feel from the helm right through to the swim platform and, at the same time, affirming the chef's space as the conductor's podium of the social scene.

The modern and functional U-shaped galley, aft and just to port of the main pedestrian thoroughfare, resembles a contemporary display kitchen with a three-element cooktop, premium brand microwave/convection oven, rangehood as well as Vitrifrigo drawer fridges and freezers, and an optional dishwasher.

The solid surface benchtop comes in a wide range of finishes ... all of which match the elegantly striking cabinetry of satin-varnished oak and teak, or high-gloss cherry.

Conveniently across the companionway, to starboard, is a drinks cabinet as well as the first of two touch-screen C-Zone digital switching panels, from where all on-board electrics including lights can be centrally controlled.

Here, you'll also discover a second bank of double-drawer refrigeration and a 40-inch LED TV, which rises at the touch of a button and pivots for viewing from every saloon seating position.

1. The U-shape aft galley is central to the saloon and cockpit and features an abundance of clever storage concepts, as well as high-end kitchen appliances. 2. The bar offers even more drawer refrigeration as well as one of the 565's two innovative C-Zone digital switching panels, which control all on-board electrics and give you more time to enjoy your time on the water. 3. Stainless steel strips protect the edges of the companionway steps, complemented by blue LED courtesy lighting 4. The two central companion chairs swivel to provide even more seating in the very versatile 565 SUV.



1



2



3







## RELAX IN STYLE

The 565 SUV's large and luxurious living area is a not-so-subtle reminder that you are aboard no less than a multi-award winning Riviera – yet helps you to feel right at home.

Panoramic opening side windows capture fresh sea breezes and bring even more light into the saloon, adding to that captured through her two large electric Webasto sunroofs, each of which have flyscreens and sliding block-out shades.

The premium quality furnishings of the 565 are complemented by practical living features, for example, the large L-shaped leather lounge envelopes a hi-lo dining table which folds and lowers to become a coffee table.

Of course, once word spreads that you own a Riviera 565, you will be swamped with offers from prospective crew members. However, you can feel at ease with the knowledge there's a comfortable seat for everyone – adjacent to the dining area is an inviting three-seater settee with drawer storage underneath, and forward at the four-seat sports-styled helm, the two central companion chairs swivel 180 degrees to face the living area to create even more seating.

Entertainment to the saloon – via a Bose V35 Blu-ray player and five speakers, amplifier and subwoofer – is forward of the two starboard companion helm chairs, conveniently out of the way when not in use but easily accessed when required.

1. A wide windscreen and twin sunroofs enhance the sense of light and space in the saloon. 2. The 565's 40-inch TV raises electrically at the touch of a button and swivels for viewing throughout the saloon. 3. Entertainment systems to the saloon are cleverly out of sight forward of the companion chairs, yet within easy access when required. 4. The 565 has a comfortable seat for everyone – great for on-water entertaining.









## OPULENT ACCOMMODATION

Riviera's steadfast commitment to going "first-class" in everything it does extends to the flexible three-stateroom/two-bathroom accommodation deck of the 565 SUV – again there's absolutely no compromise in terms of quality or on-board liveability and luxury.

Natural light filters into the wide accommodation atrium, courtesy of the 565's massive windscreen and saloon sunroofs above, and complemented by the accommodation deck's own clever design elements.

Non-slip, high-quality natural timber-finish flooring completes the roomy companionway, where stainless steel strips protect the stair edges and courtesy mood lighting leads the way to the generous-sized staterooms.

The full-beam master stateroom is in itself a complete and comfortable retreat for when privacy is preferred. Here a contemporary palette of elegant fabric, soft-touch leatherette and satin oak with teak accents add a touch of aesthetic elegance and also serve to dampen noise.


The master's massive walk-around king-sized bed with inner-spring mattress is supremely comfortable and is located right in the sweet spot amidships. There is plenty of hanging space in the walk-in robe which has auto lighting, and there's a timber vanity bureau with folding lid as well as a feature headboard and mood lighting above.

A 32-inch television and entertainment system is recessed in the forward bulkhead and can be easily viewed from the bed or lounge.


Aft and to port is the 565's luxurious master ensuite, finished with high-end bathroom fixtures, overhead and vanity lighting, contemporary sink and mixer, as well as an optional opening port hole to bring in extra natural light and fresh air.

Natural light in the master stateroom is introduced through large panoramic windows on each side and, although air-conditioned, there's an option for opening port holes on either side.

1. The master suite is luxuriously appointed as is the ensuite bathroom.



1



1



1



1



1







## FIRST-CLASS ALL THE WAY

In keeping with the Riviera commitment to going first-class, the air-conditioned VIP guest stateroom, forward, engenders no envy of the level of luxury in the 565's master suite.

There is a comfortable queen-sized walk-around bed, cleverly placed overhead cabinets with positive locking hardware and gas support struts, as well as large his/hers cedar-lined hanging lockers. Expansive hull windows and an overhead deck hatch maximise natural light and ventilation.

Bedside tables and an upholstered headboard with shelves provide that 5-star spaciousness ... and there's an optional entertainment package of a 22-inch LED TV and Fusion DVD player with two speakers and iPod interface.

Depending on specific owner requirements, the 565's forward stateroom can be converted to a three-bunk bed configuration, also featuring full-length sleeping berths.

Of course, the premium-finish philosophy also applies to the VIP guest ensuite, which doubles as a dayhead. Luxurious appointments and that exacting detail remind you that this is no less than a Riviera, while an overhead deck hatch also has an Oceanair blockout screen to ensure maximum privacy.

There's a third overhead deck hatch above the starboard guestroom and, in keeping the "nothing less than the best" philosophy at Riviera, there are twin, two-metre long Pullman-style beds, each a generous 600mm wide with generous access space.



1. The forward VIP guest ensuite doubles as the luxurious day head. 2. The exacting finish of the large VIP guest ensuite reminds you that the 565 is indeed a world-class Riviera. 3. Modern and convenient appliances are cleverly and conveniently installed on the 565 SUV. 4. Full-length Pullman style sleeping berths will be appreciated by your guests. 5. The forward VIP guest stateroom is supremely comfortable and engenders no envy of the level of luxury of the master suite.







## STEP INTO THE FUTURE

The stylish and sophisticated command centre of Riviera's 565 SUV is testament to its superior design elements and further evidence that there's "no compromise" in any area of this vessel.

The elevated, sporty console has a distinct automotive feel and complementing a huge array of ultramodern marine technology are four large and luxurious low-back leather helm seats, each with arm and footrests.

All critical navigation electronics, comprehensive engine instrumentation and vessel controls are within easy and ergonomic sight and reach of the skipper's helm chair to port, including the sports steering wheel, large display screens, convenient C-Zone digital switching panel and, of course, the helm joystick control.

Riviera's in-house team of award-winning designers and engineers have thought of everything here – right down to thoughtfully placed drink-holders and moulded recesses to secure mobile phones and storage for equipment covers.

There's also excellent visibility through the expansive windscreen, and air-conditioning outlets at its base prevent fogging. The windscreen itself is made of curved, toughened glass and features two heavy-duty pantograph windscreen wipers, as well as freshwater washers.

1. The modern and sports-styled helm has all critical navigation electronics, comprehensive engine instrumentation and vessel controls within fall-of-hand of the comfortable skipper's chair. 2. The sporty and adventurous 565 SUV bears Riviera's hallmark blue water abilities.











## THE JOYS OF JOYSTICKS

Having now produced over 400 pod-driven luxury pleasure boats, Riviera is at the forefront of a marine revolution offering impressive fuel economy, high performance, quiet operation, more internal space and, of course, the innovative joystick control. The responsive joystick offers slow-speed manoeuvrability for precise docking. Indeed a skipper – either solo or with a novice crew – can simply push and twist the joystick in the direction required to make the boat respond immediately, pivoting in place or crabbing sideways into a berth that's just long enough to fit the vessel. There's also the option for sportfish mode to assist when backing up on a prize catch. The 565 has an optional joystick in a watertight compartment in the cockpit, either starboard or port-side depending on specific needs.

## C-ZONE CONVENIENCE

The Riviera 565 SUV is equipped with a cutting-edge digital switching system, which enables control of any DC or AC circuit from the easy-to-use C-Zone control panel at the helm or aft on the starboard side of the saloon entry, or conveniently from anywhere on the boat through your iPad courtesy of the 565's intelligent wireless on-board technology. C-Zone means you no longer need to decide which circuit-breakers to turn on – simply select the mode which best suits the operation of the vessel and the appropriate circuits will be energised or disengaged. The 565 SUV comes

with factory settings "cruise", "entertain" or "dock unattended", as well as a "service" mode that shuts down all power and systems. Other user-friendly features include interior light-dimming, timer controls, automated circuit control, wiper speed control and wash function, as well as full systems monitoring.

## PERFECT PACKAGE

Standard power in the 565 SUV is the new-generation and fuel-efficient twin Volvo IPS2 950s (533kW / 2 x 725hp) pod drives featuring forward-facing, counter-rotating propellers. Quiet operation is achieved through under-water exhausts, an effective silencer, state-of-the-art turbocharger and an air filter with improved insulation. At the same time, the robust diesel engines are designed to minimise on-board vibrations. And in addition to superior handling and manoeuvring in tight quarters, IPS2 with the 950s has a commercial rating of 5 for high-speed planing and commercial applications, as well as offering an excellent power-to-weight ratio, impressive fuel efficiency, long cruising range and high top-end speed. The 565 achieves a top speed of 34 knots under full load, a cruise speed of 25 knots and a cruising range of 435nm at 26 knots.

## DRY WHERE IT COUNTS

The "no compromise" approach is certainly evident in the flow-coated engine room, where the volume of space cannot be understated – access is gained through a hatch with gas struts located at the mezzanine step at the entrance to the saloon, thoughtfully opening forward to enhance passenger safety. There's a second access hatch in the floor of the 565's galley for use irrelevant of weather conditions.

When it comes to servicing the 565's pods and engines, the entire cockpit floor can be raised hydraulically to provide direct access to the engine room – yet another example of the practicality of her unique design.

Here in the engine room you'll also notice that, where possible, every wire, loom and plumbing line is coded, coloured, numbered and saddled neatly to ensure easy access for servicing. Additionally, each hot and cold fresh water line is able to be individually isolated and bypassed should there be any unforeseen issues.

You'll also notice that all through-hull fittings have ball valves and are double hose-clamped on or below the water line, and that the GRP 3500L fuel tank has both sight and electronic gauges. Each engine also has high-quality fuel filters, with an option for dual filters. Emergency fuel shut-off valves can be accessed from outside the engine room for added safety, via the fuel manifold located on the top of the fuel tank and accessed via a hatch in the galley floor.

Acoustic and thermal insulation linings are key features, as is the impressive commercial air intake

system helping to keep the engine room temperature at 10 degrees less than the maximum recommended by the engine manufacturer, and thus helping to reduce fuel consumption even further. The air-conditioning units are mounted high so gravity feeds all condensation water through the common drain lines, while a mist elimination system with veins draw additional moisture from the air. Four automatic bilge pumps with manual override are located at various points throughout the hull and pump out directly, as opposed to the common drain lines located on either side of the boat that drain aft, reducing the number of hull skin fittings required.

## ELECTRICAL EXCELLENCE

The 565's maintenance-free batteries ensure carefree boating and are housed in special battery boxes in accordance with American Boating and Yacht Council standards. The boat also includes individual start battery banks for increased reliability with emergency parallel function. All battery banks are individually isolated at the main battery panel located in the cockpit, providing peace of mind in the unlikely event that one engine shuts down.

Watching television while at anchor is whisper-quiet through Mastervolt on-board DC-AC inverter for all installed televisions and entertainment systems.

LED lights also provide trouble-free boating while reducing electrical current draw. The lamps use less than 10 per cent of the power required to run a bulb lamp – no bulbs mean no maintenance and long service life.





## IMPECCABLE PEDIGREE

Based on her broad stance, the 565 exhibits powerful and noble lines with a muscular sheer forward and deep topside dimensions which give her a freeboard akin to a much larger boat altogether – evidence of years of Riviera's design refinement.

The key choice of pod drives has enabled us to run hull lines straight aft from the maximum mid-ship girth (her beam is 5.13m/16'10"). This, in turn, provides a more buoyant lift and planing surface as well as greater stability ... to operate on a more even keel, so to speak.

Riviera's leading-edge technology and legendary build quality combines super-strong hand layups with solid GRP hull from the waterline down, structural core material in the hull flanks, main deck and hardtop, as well as precisely fitted, lightweight resin transfer-moulded small parts that are pre-fitted for a perfect seal when all major components are bonded together.

However, even before a single piece of timber was cut for the plug work, the 565 was created in-house using industry-leading Unigraphics 3D computer software, allowing Riviera's team of talented and passionate international designers and engineers to put to purpose every inch of available space, with a firm focus on convenient access to every key maintenance point so any issues can be quickly identified and addressed, and service costs are kept to a minimum.

Of course, this thoughtful consideration for our Riviera family of owners is a key part of our 'built to last' philosophy that allows our owners years and decades of confident and enjoyable boating.

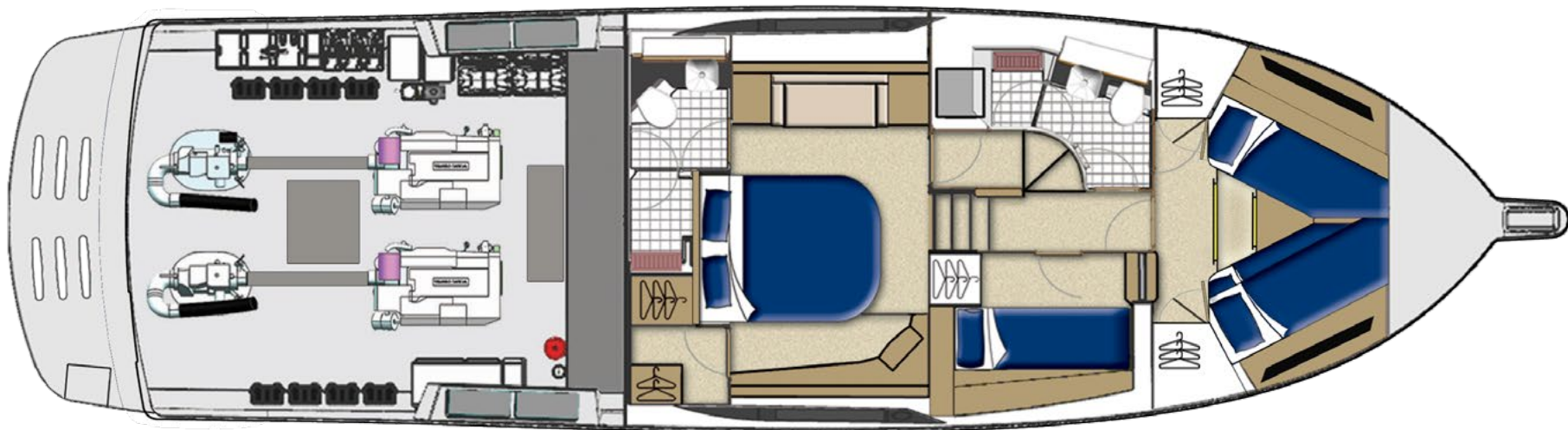
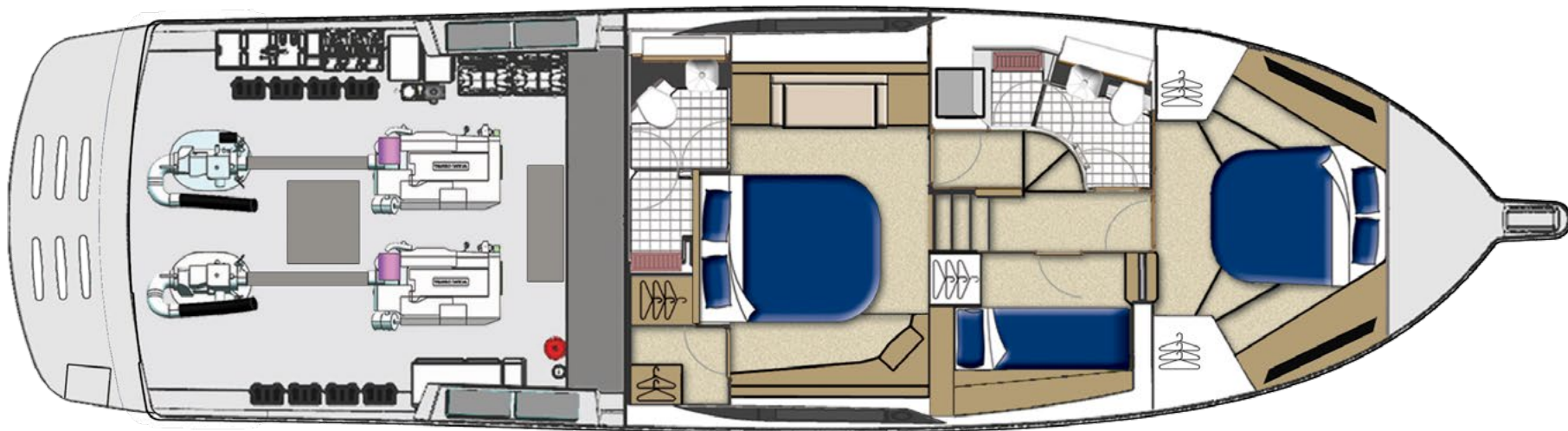
We call it ... 'the ultimate boating experience'!





Optional hydraulic swim platform shown





Optional V-berth layout



## CRAFTED WITH PASSION

Riviera is an Australian success story and a major international marketer of luxury pleasure boats. Our growth over more than 34 years has resulted in a company that today creates and manufactures three individual model collections and supports an international dealer network that spans more than 60 countries. We are also Australia's most awarded pleasure boat manufacturer.

The secret of our success is an absolute commitment to quality. Be it our 400 strong team of people, our work practices, materials, tools and technology, environmental responsibility or after sales service, we are rigorous in pursuing the highest standards.

Our craftspeople consult world-leading naval architects, engineers and designers. Our employment and training practices have also earned us many local and national awards.

Riviera operate the largest luxury boat building facility in the Southern Hemisphere and boasts some of the most sophisticated technology available.

# 34 YEARS OF RIVIERA

SINCE 1980

RIVIERA BELIZE

1980 1982 1982 1983 1983 1984 1985 1985 1986 1987 1987

1987 1987 1988 1989 1989 1989 1989 1991 1991 1992 1993

1993 1995 1996 1996 1996 1997 1997 1997 1998 1998 1999

1999 1999 2000 2000 2001 2001 2002 2002 2002 2003 2003

2003 2004 2004 2004 2005 2005 2005 2005 2006 2007 2007

2007 2007 2008 2008 2008 2008 2008 2008 2009 2009 2009

2009 2009 2010 2011 2011 2011 2012 2012 2012 2013

2013 2013 2013 2014 2014

Our PASSION  
To create the *ultimate* boating experience.

I ♥ RIV

## AWARDED FOR EXCELLENCE

Riviera's vast collection of industry awards is a reflection of the pride and passion our master craftsmen put into every model in our premium range of Australian-built luxury pleasure craft.







The home of Riviera. The 14 hectare state-of-the-art manufacturing facility on the Gold Coast in Queensland. This is the largest facility of its kind in the Southern hemisphere.



## RIVIERA'S ETHOS INSPIRES CONFIDENCE

The quality of our service is commensurate with the quality of our boats and is something we are passionate about. The experience of purchasing your Riviera, from the selection of the electronics and décor, to the regular service and maintenance will all be carried out reliably, promptly and smoothly. In fact, you can count on us, and our global dealer network, for the life of your boat.

It is this consistent quality that has created Riviera's enormous and ever-growing international appeal.

Today there are over 5000 Riviera luxury boats located in all corners of the globe.

A sensational and growing choice of models, an impeccable pedigree, excellent value and outstanding service: now more than ever, Riviera's reputation for quality with integrity inspires confidence in boating enthusiasts the world over.







The growing Riviera global network of dealers now spans 60 countries. Find a dealer near you at [RivieraAustralia.com](http://RivieraAustralia.com)







ELECTRONICS

Electronics play an ever-increasing role in the pleasure, performance and safety of luxury boats, and the choice of equipment that is available today is vast. In fact, selecting the equipment that meets your needs can be a very challenging task. R Electronics is here to help: we source the best systems and products from around the world, we are experts at matching technology to individual requirements and work closely with Riviera's design team and Riviera's global Dealer Network to create systems that maximise your pleasure and safety.

[RElectronics.com.au](http://RElectronics.com.au)



GENUINE PARTS | ACCESSORIES

A passion for quality and good design steers everything we do at Riviera – and that is reflected in our exclusive range of clothing, accessories and decor items. If you love your Riviera, you'll feel at home with the Riviera Collection: casual yet stylish, comfortable, practical and made to withstand the rigours of boating life.

The Accessory and Decor Collection ranges from a storm jacket to stylish crockery. Riviera has the total leisure and style solution.

To make your boat truly your own, we offer a wide choice of fabrics, finishes and color schemes that allow you to customise your Riviera. Of course, we also have experienced designers who can advise and assist with your individual selection.

It is a real pleasure to own and use things that are aesthetically pleasing, work well and last – and because it is only appropriate that such qualities are found on board a Riviera, we supervise each individual interior scheme from creation to installation.

[RivieraParts.com.au](http://RivieraParts.com.au)







## THE RIVIERA EXPERIENCE

When you buy a Riviera, you are really joining a family.

Indeed, this "Riviera Experience" is something we take very seriously and value very highly – we believe our core duty is to help owners of our world-class, Australian-built luxury pleasure craft to achieve the ultimate boating experience.

So you can imagine how proud we are that this commitment is something highly valued by members of our Riviera "family" of owners too.

With exclusive invitations to special adventures, social events and educational workshops, the "Riviera Experience" runs much deeper than owning a striking, sophisticated and stylish boat which not only looks a cut above the rest but also delivers in terms of superior sea-handling and innovative on-board technology.

Perhaps our passion is best reflected in the words of our Riviera owners:

*"I had not even turned the key on my new 445 and I already felt part of the Riviera family. I've owned a number of boats and maybe I'm a slow learner ... I should have bought a Riviera earlier!"*


*"We really enjoy coming together as the Riviera community. We've been on a couple of the Experience trips and there's a real safety aspect of going offshore and being around other Riviera owners, who know their boats and your boat too."*

And one more ...

*"Riviera goes over and above all expectations to make sure owners enjoy a great experience for the entire life of their boats. That lifelong commitment is something that really makes a difference."*

Yes, they are glowing endorsements and they are all from long-time Riviera owners who share something truly unique – they share the truly unrivalled "Riviera Experience".





## 565 SUV

### SPECIFICATIONS

|   |                      |                      |
|---|----------------------|----------------------|
| Length Overall<br>(inc. swim platform and bow sprit)          | 18.52 m              | 60' 9"               |
| Lh to ISO8666 *   | 17.20 m              | 56' 5"               |
| Beam (inc. gunwale)   | 5.13 m               | 16' 10"              |
| Draft Approximate<br>(approx. depends on engines and options) | 1.30 m               | 4' 3"                |
| Dry Weight ** (approx.)                                       | 24,200 kg            | 53,400 lb            |
| Fuel Capacity ***   | 3,500 L              | 925 US gal           |
| Water Capacity  | 750 L                | 198 US gal           |
| Holding Tank Capacity   | 273 L                | 72 US gal            |
| Sleeping Capacity   | 8 persons            |                      |
| Cockpit Area  | 2.60 m <sup>2</sup>  | 28.0 ft <sup>2</sup> |
| Mezzanine Deck  | 9.80 m <sup>2</sup>  | 105.5 m <sup>2</sup> |
| Total   | 12.40 m <sup>2</sup> | 133.5 m <sup>2</sup> |
| Bridge Clearance  | 4.07 m               | 13' 4"               |
| Standard Engine –<br>Volvo Penta IPS950 x 2                   | 533 kW               | 725 hp each          |
| Generator Onan EOD  | 17.5 kW              |                      |

#### Riviera Clarification of Specification

\*Length of the hull (Lh) to ISO8666: Includes all structural and integral parts (ie. the moulded length of the hull). It excludes parts that can be removed in a non-destructive manner without affecting the structural integrity of the craft, eg. pulpits, outdrives, driving platforms, rubbing strakes.

\*\*Dry weight represents the estimated minimum weight of a boat with standard engines and options, no fuel or water on board, no equipment or provisions and no personnel. The stated dry weight may be exceeded.

\*\*\*Denotes net tank capacity. For useable capacity do not rely on more than 90% of tank capacity. Actual capacity will vary according to boat trim and sea state.

Speeds are subject to normal weather conditions, fuel and/or water levels, passengers and equipment loads.

Refer to your Riviera Owner's Manual and your Dealer for height to hardtop and maximum height details.

The specifications in this document are not complete or definitive and are subject to change without notice and therefore may not be current. Riviera will not be liable (in contract, tort or otherwise) for any loss resulting from the inaccuracy of any information contained in this document.

Specifications may vary on a regional basis. Some images in this brochure may include non-standard or after-market options.

#### Warnings

Riviera is committed to building the best luxury cruisers, tailored to suit specific countries and their individual compliance laws and regulations. Riviera equipment and build specifications approved for one country may not be compliant with another country's safety and equipment regulations and as such those cruisers may have no recourse to Riviera extensive manufacturer's warranties.

Each country and State has different safety equipment standards.

It is important that you ensure the requirements in your jurisdiction are met prior to the vessel being used.







Our PASSION

To create the *ultimate*  
boating experience.

