



3600 SPORT YACHT SERIES II | NEW GENERATION CRUISING



A FRESH NEW STYLE, A FABULOUS NEW BOATING EXPERIENCE

Every now and then a work of art or piece of design comes along that is more than an evolution of what came before – it is a quantum leap in thinking and execution. The Riviera Sport Yacht is such a leap.

The vision for this new style of boat was inspired by decades of experience in markets as diverse as Australia, Europe and the USA. Riviera realised that today there was a need for a boat that was both solid and dignified in the tradition of our Flybridge Convertibles, yet spirited and contemporary in the same vein as our Sport Cruisers.

The result might best be described as a serious motor yacht with a refreshingly light and sporty side.

Starting from a blank canvas gave us the opportunity to address the needs of today's boat owner like never before. Drawing on contemporary architecture, automotive styling, fashion, leading furniture design and other sources we have created a boat of impeccable style and one that is utterly modern.

Everything about the Sport Yacht is designed to make life on the water easy, relaxed and fun.

To dream of such a boat is one thing, to create it is another. However, no one is better equipped to realise such a vision than Australia's most awarded pleasure boat builder, Riviera. A company with over 29 years boat building experience and owners of the largest pleasure boat building facility in the Southern Hemisphere.

Harnessing the full weight of our design, technology and manufacturing resources to the Sport Yacht project has produced a boat that has even exceeded our expectations. And since the launch of this new range, the Riviera Sport Yacht Collection has received unprecedented praise from the international boating community and been the recipient of multiple 'Boat of the Year Awards'.

If you are in search of a new boat that captures your heart and inspires your soul, your search is over.



**THE 3600 SPORT
YACHT, OPEN FOR YOUR
ENJOYMENT**

One of the most striking features of the Sport Yacht is the huge rear window and door between the cockpit and saloon. Not only is it extremely stylish with tinted glass set in a bold, highly polished stainless steel frame, it opens up to create the ultimate indoor-outdoor feeling. The two areas just flow into one to produce a unique al fresco experience.

The fact that the galley is on the same level as the cockpit and saloon also means that the chef remains in the middle of the party. The galley is just a step away from the cockpit and for entertaining there is a second refrigerator here.

At every turn you will find Riviera ingenuity – such as the flat screen television in the saloon that raises and lowers out of sight at the touch of a button, the way the stainless steel swim ladder folds away, and the discreetly placed drink holders on the foredeck sunpad. As for comfort, the large L-shaped lounge with its soft leather and deep cushions is probably more inviting than the couch in your living room.

Yes, easy living and an idyllic environment to share leisure time with your family and friends. But this is a boat of real substance too, one that boasts the most sophisticated design and construction methods including a hand-laid solid fiberglass hull with separate compartments throughout the hull and a watertight collision bulkhead forward.

The 3600SY is powered by the inspired Volvo Penta IPS pod drive system that is exceptionally smooth and quiet whilst unbelievably responsive and fuel-efficient.

This may be a new style of motor yacht but the quality and superior technology tells you that it is every inch a Riviera.

Style or good taste may be hard to define but you instantly recognise it when you see it... and you will see it here in abundance. It's in everything from the subtle colour contrasts of the plush headliner material to the use of a light cherry timber with a satin finish. Even details such as the fabric concealing the saloon speakers and the stylish airconditioning vents have been carefully considered and beautifully executed.

4. The boarding platform can be fitted with an optional rail to which a dinghy can be secured or an optional BBQ fitted. 5. Helm features a double-helm seat. 6. Rear glass and stainless steel bulkhead and saloon door open out to connect the saloon and cockpit as one large space.



SUBSTANCE, STYLE AND PRACTICALITY ARE THE HALLMARKS OF A RIVIERA

Of course, style goes beyond looks in that it is functional as well as fashionable – the practicality of the Amtico flooring is an example here. And style has a feel to it: the solid feeling you get when you step aboard, the diameter of the hand rails, the moulding of the transom locker, the extensive use of gas struts on hatches that makes for easier, safer operation. Again and again you will find yourself saying, "That's clever... that's thoughtful... that's well finished."

That's why you will find yourself saying, "I want a Riviera Sport Yacht."

The sense of light and space aboard the 3600SY is extraordinary (in fact the 3600SY is over 38 feet in overall length). The panoramic windows, uncluttered layout and the use of lighter timbers and innovative materials all contribute to an interior that's just perfect for relaxed, fun-filled days and laid-back, indulgent nights.

All your creature comforts are catered for including a quality on-board entertainment system featuring a CD/DVD player and a flat screen LCD television.

The feeling of being in control as you sit at the helm is magnificent. For a start, you have such clear, sweeping views – and the moulded dash, reminiscent of a luxury European car, displays all instruments and controls in the most ergonomic fashion. Even a novice will find this a remarkably easy vessel to handle.

Accommodation consists of a master stateroom with a large island bed, 6' 7" feet headroom, and generous cupboard and hanging space. The full beam guest cabin with a double and single bed is extremely well appointed and luxuriously comfortable. Even the bathroom echoes the same interior style and finesse with its solid surface vanity top, sink, quality fittings and a shower stall with glass partition.

If ever there was a craft that epitomises Riviera's pursuit of quality and represents our sheer creativity, this is it. If you are looking for an entirely new boating experience, we welcome you aboard the 3600 Sport Yacht.

7. The full width guest aft cabin features a double berth to starboard and 8. Single berth to port. 9. Bathroom with Vacuflush toilet, solid surface vanity and separate glass shower stall. 10. The well appointed galley features, under bench fridge, microwave oven and recessed double-burner hot plates. 11. Helm console is like the dashboard of a modern luxury car. 12. Saloon and cockpit flow together to create one large entertaining space.



THE VOLVO PENTA IPS ADVANTAGE

The revolutionary Volvo Penta Inboard Performance System (IPS) offers a range of exciting advantages for the Riviera 3600 Sport Yacht. Better performance, fuel efficiency – up to 30 percent better – and quiet running. But perhaps the most exciting for skippers is the incredible slow-speed control offered by the new joystick.

Joystick control with the Volvo Penta IPS drive system provides you with the ultimate control of your boat when docking or in tight manoeuvres.

As you approach a marina, jetty or mooring, simply centre the wheel, move the engine lever controls into neutral, then press the left-hand button below the IPS joystick. Now you're in joystick control. Neither wheel nor lever control will respond while you are in joystick mode.

The engines are limited to 1,000rpm in this mode to ensure you can't accidentally find yourself going too fast.

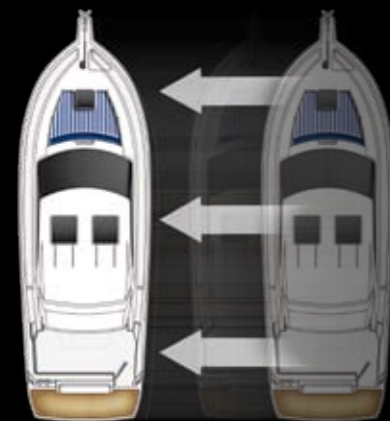
Then simply – gently – push the joystick in the direction you want the boat to go. Any direction – a full 360 degrees. The Volvo Penta IPS computer system automatically works out the best configuration of drive unit position to move the boat in that direction.

If you want to spin the boat around or simply correct the bow or stern position as you close on a dock, let the joystick return to vertical and twist the knob on top of the joystick the way you want the boat to turn – a small correction or a full 360 degree spin in either direction.

Engine revs are controlled by how far you push the joystick or twist the knob. If you need to move very slowly, just ease the joystick in the direction you want to go. If you need some additional revs to counter wind or tide, push the joystick a bit further in that direction and you increase engine revs.

If you find yourself in particularly difficult conditions, with strong wind, current or tide, and you need additional engine power, push the second button on the right side of the control unit. That increases available revs to 1,600rpm.

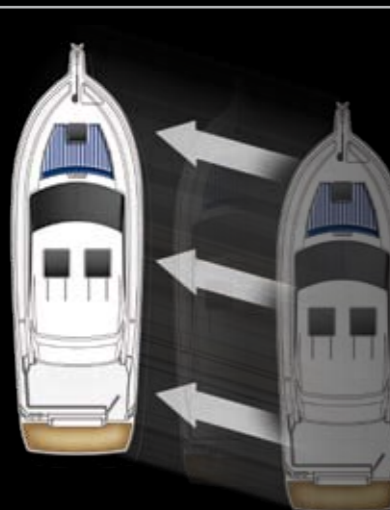
The Volvo Penta IPS joystick system takes all the pressure off berthing your boat – whatever the strength of the wind or tide.



Sideways Control



360 Degree Control



Forward Sideways Control





ELECTRONICS

Electronics play an ever-increasing role in the pleasure, performance and safety of luxury boats, and the choice of equipment that is available today is vast. In fact, selecting the equipment that meets your needs can be a very challenging task. R Electronics is here to help: we source the best systems and products from around the world, we are experts at matching technology to individual requirements and work closely with Riviera's design team and Riviera's global Dealer Network to create systems that maximise your pleasure and safety.

www.relectronics.com.au



STYLE

A passion for quality and good design steers everything we do at Riviera – and that is reflected in our exclusive range of clothing, accessories and decor items. If you love your Riviera, you'll feel at home with the Riviera collection: casual yet stylish, comfortable, practical and made to withstand the rigours of boating life. You'll find extensive use of natural fibres, including 100% cotton, quality zippers and first-class workmanship in details such as contrast stitching.

The accessory and decor collection ranges from a watch that can weather the storm to stylish crockery. Riviera has the total leisure and style solution.




INTERIORS

To make your boat truly your own, we offer a wide choice of fabrics, finishes and color schemes that allow you to customise your Riviera. Of course, we also have experienced designers who can advise and assist with your individual selection.

It is a real pleasure to own and use things that are aesthetically pleasing, work well and last – and because it is only appropriate that such qualities are found on board a Riviera, we supervise each individual interior scheme from creation to installation.

www.rinteriors.com.au



BOATS THAT REFLECT A CULTURE OF QUALITY

Riviera is an Australian success story and a major international marketer of luxury pleasure boats. Our growth over more than 29 years has resulted in a company that today produces around 150 such vessels annually. We are also Australia's most awarded pleasure boat manufacturer.

The secret of our success is an absolute commitment to quality. Be it people and work practices, materials, tools and technology, environmental responsibility or after sales service, we are rigorous in pursuing the highest standards.

Our craftspeople consult with world-leading naval architects and engineers, and operate a world-class apprenticeship training program. Our employment and training practices have also earned us many local and national awards.

Riviera operate the largest luxury boat building facility in the Southern Hemisphere and boasts some of the most sophisticated technology.

The quality of our service is commensurate with the quality of our boats and is something we are passionate about. The experience of purchasing your Riviera, from the selection of the electronics and décor to the maintenance, repairs and refits will all be carried out reliably, promptly and smoothly. In fact, you can count on us, and our global Dealer Network, for the life of your boat.

It is this consistent quality that has created Riviera's enormous and ever-growing international appeal.

Today we have dealerships in over 30 countries and, due to our success in the USA, we also have a team and headquarters in Florida.

A sensational and growing choice of vessels, an impeccable pedigree, excellent value and outstanding service: now more than ever, Riviera's reputation for quality with integrity inspires confidence in boating enthusiasts the world over.

3600 Sport Yacht with Volvo Penta IPS Specifications

Length Overall (inc. swim platform & bow sprit)	11.73 metres	38' 6"
Lh to ISO8666*	11.73 metres	38' 6"
Beam (inc. gunwale)	3.83 metres	12' 7"
Maximum Draft (inc. props)	0.95 metres	3' 1"
Dry Weight** (approx. depends on engines & options)	8,900 kgs	19,621 lbs
Fuel Capacity***	800 litres	212 US gal.
Water Capacity***	390 litres	103 US gal.
Holding Tank Capacity***	68 litres	18 US gal.
Sleeping Capacity	5 Persons	
Standard Engine x 2 Volvo IPS400 221 kW each 301 hp each		

The Riviera Group Warranty

Riviera warrants to the first retail purchaser during the periods herein that it will, subject to the terms and conditions in the full Riviera Group Warranty, replace or repair, at its option, defects caused by faulty workmanship or materials under normal use and service during the first twelve (12) months and (5) years for hull structure. Please refer to your Riviera Owner's Manual and your Riviera Dealer for full details of the comprehensive Warranty.

Due to The Riviera Group's commitment to continually improve our products, we reserve the right to modify or change, without notice, any materials, specifications, equipment and/or accessories. All measurements quoted are approximate and pictures and drawings displayed are indicative only.

Riviera is the owner of the copyright material (including the photographic material) contained in this brochure and any reproduction of any part thereof without the express licence of Riviera may infringe this right.

The Riviera Group Clarification of Specification

* Length of the hull (Lh) to ISO8666: Includes all structural and integral parts. (ie. the moulded length of the hull). It excludes parts that can be removed in a non-destructive manner without affecting the structural integrity of the craft, eg. pulpits, outdrives, diving platforms, rubbing strakes.

** Dry weight represents the estimated minimum weight of a boat with standard engines and options, no fuel or water on board, no equipment or provisions and no personnel. The stated dry weight may be exceeded.

*** Denotes nett tank capacity. For usable capacity do not rely on more than 90% of tank capacity. Actual usable capacity will vary according to boat trim and sea state.

Speeds are subject to normal weather conditions, fuel and/or water levels, passengers and equipment loads.

Refer to your Riviera Owner's Manual and your Dealer for height to hardtop and maximum height details.

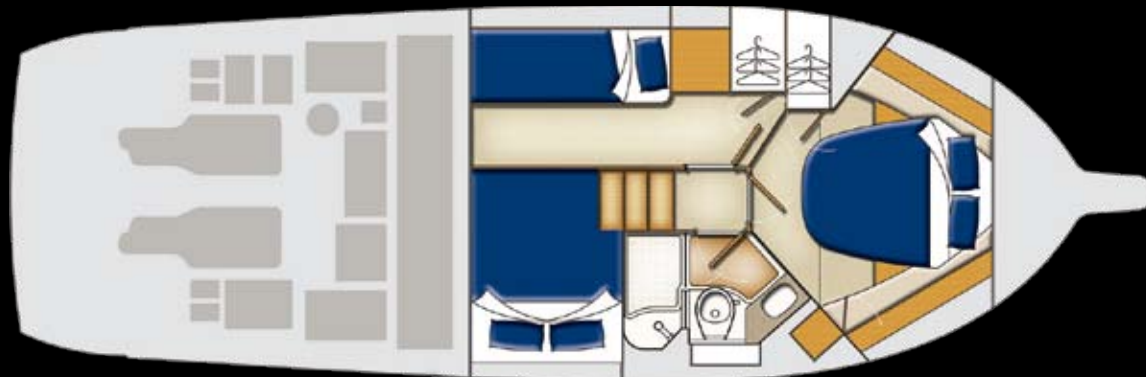
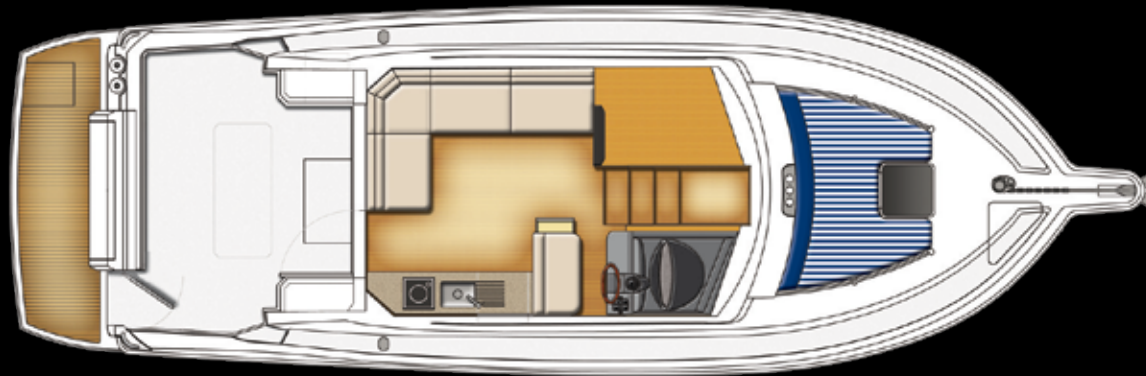

The specifications in this document are not complete or definitive and are subject to change without notice and therefore may not be current. Riviera will not be liable (in contract, tort or otherwise) for any loss resulting from the inaccuracy of any information contained in this document.

Specifications may vary on a regional basis. Some images in this brochure may include non-standard or after-market options.

Warnings

The Riviera Group is committed to building the best luxury cruisers, tailored to suit specific countries and their individual compliance laws and regulations. Riviera equipment and build specifications approved for one country may not be compliant with another country's safety and equipment regulations and as such those cruisers may have no recourse to The Riviera Group's extensive manufacturer's warranties.

Each country and State has different safety equipment standards. It is important that you ensure the requirements in your jurisdiction are met prior to the vessel being used.



RIVIERA

www.riviera.com.au