



NEW 525 SUV



AUSTRALIA'S MOST AWARDED LUXURY BOAT BUILDER

NEW 525 SUV



CROSS OVER TO THE ULTIMATE ADVENTURE YACHT

EDITION 16.1



RIVIERA SUV COLLECTION

The sporty and adventurous Riviera SUV series opens up a whole new world of boating enjoyment for both the avid angler and cruising entertainer.

Indeed, our valued owners tell us it's a lot like having two boats ... in one.

The very spacious SUV series is the perfect pairing of two legendary designs, each with its own formidable pedigree ... and while its name has automotive origins, this very versatile range of Riviera luxury motor yachts has been created with the 'ultimate boating experience' foremost in mind.

The result, of course, is a crossover vessel like no other – one which combines the high-performance, blue-water cruising and fish-raising abilities of the classic Riviera Flybridge collection, and the single-level, leisurely entertaining features of our very popular Sport Yacht design.

The Riviera SUV series truly is ... *the best of both worlds*.



RIVIERA 525 SUV – THE BEST OF BOTH WORLDS

Befitting a yacht of this calibre, the 525 SUV incorporates clever and convenient alfresco lifestyle concepts and ultramodern technology with luxurious appointments ... not to mention enhanced serviceability, convenient storage and an exacting eye for detail from fit to finish.

This thoughtful consideration serves to remind you that she is nothing less than an Australian-built Riviera.

After speaking with members of our global family of owners, we've seized the opportunity to incorporate a wide range of standard inclusions that in the past may have been considered options.





WELCOME ABOARD

You will sense the level of consideration underpinning the design of the 525 SUV from the moment you step aboard – double transom doors allow better access from both the port and starboard sides creating a walk-around transom lounge.

In effect, this adds the large boarding platform to what is already a full, no-nonsense Flybridge-scale cockpit.

The swim platform, with lift-out stainless steel rails, also has a number of options to suit individual owner requirements, for

example: custom rod holders and a bait preparation station can be fitted for the angler, as well as a hydraulic lifting platform to assist with tender storage.

Owners have the option of a shorter lounge with transom storage bin for swimming and diving gear, or even a live bait tank with glass front, depending on requirements.

Forward there is a comfortable three-seater cockpit lounge to port – upholstered in high-quality weather-roof vinyl – and there is an integrated table to provide

a versatile alfresco entertaining area, and which can also be converted to a day-bed.

To starboard there's a lift-up lid with gas strut which reveals a double BBQ with stainless steel splashback and LED lighting, ice-maker, sink, solid surface bench top and even more storage – enough to impress even the most discerning chef.

FEATURES, INCLUSIONS AND OPTIONS

Cockpit Overview

- Wide hydraulic boarding platform with 350kg capacity
- Double transom doors allow easy access and extend the cockpit space even further
- Expansive self-draining 9.90m² (106.6ft²) cockpit with reinforced alloy plate for future installation of game chair or table. There is also the option for teak flooring.
- Curvaceous fiberglass hardtop extends well aft to provide shelter and shade from the extremities. This can be extended even further with an optional stainless steel and acrylic canvas awning for additional protection from the sun and extremities.
- Transom lounge covered in white vinyl with storage underneath, includes white cover
- Mezzanine features a top-loading freezer locker with the option for refrigerator conversion
- Foldable mezzanine seat converts to a day bed, upholstered in white vinyl and including a white cover
- Teak table with hi/lo folding capabilities includes drink-holders and a white cover
- Wet bar to starboard includes double electric barbecue grill and plate units, ice-maker, sink, hot and cold tapware, rubbish bin and storage
- Large opening rear awning window of tinted and tempered glass
- Large fish locker built-in to the cockpit floor with pump-out capability, accessed through an anti-vibration hatch
- Overhead flood lights, as well as LED overhead and courtesy lighting
- Heavy-duty stainless steel lock-downs for lazarette storage and bilge access
- Hand-held hot and cold freshwater shower
- Seawater wash-down outlet
- Optional live bait tank and shorter transom lounge, including pick-up circulating pump, window and light
- Optional padded bolster fitted to cockpit coaming

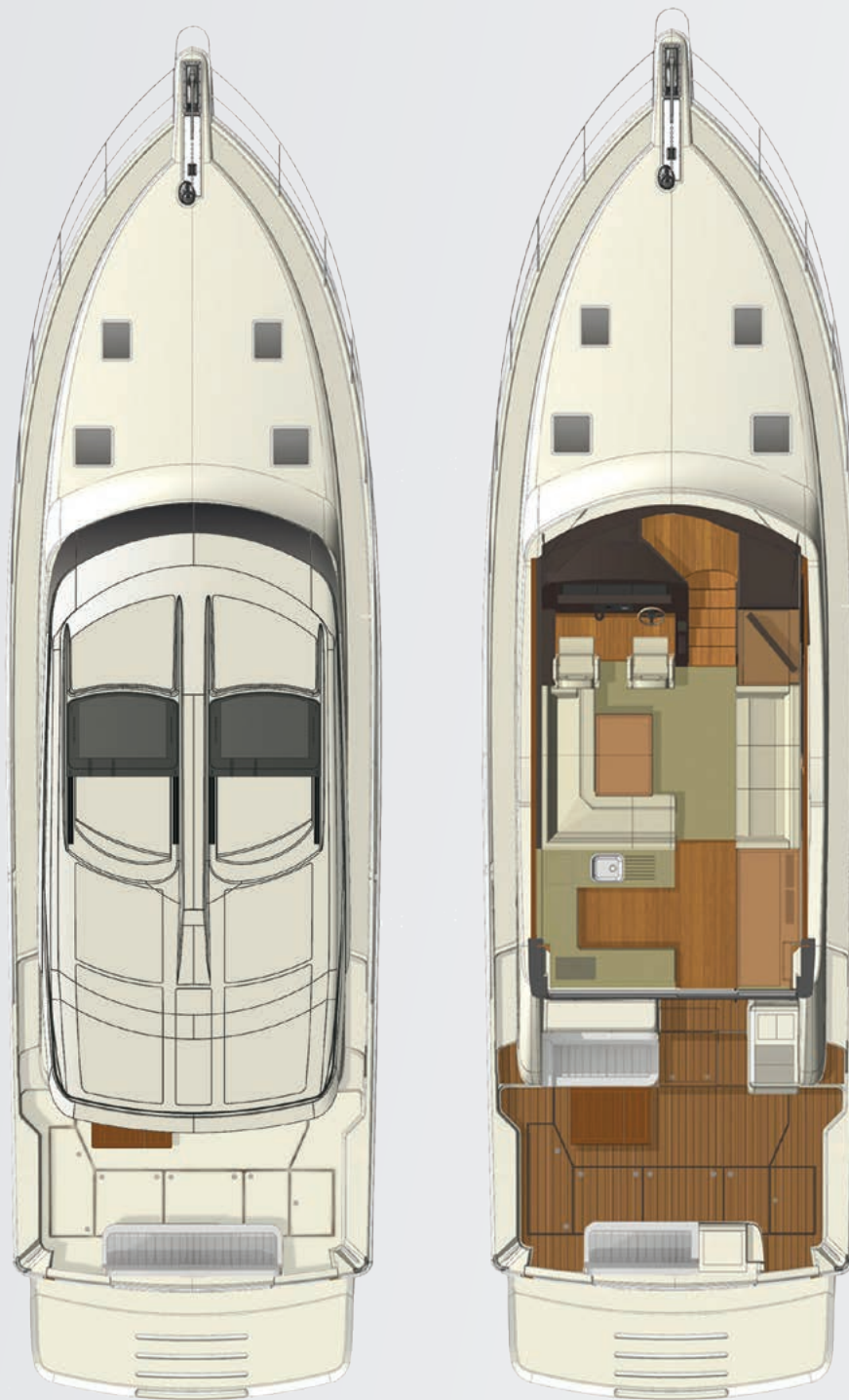


SAFELY FORWARD

There's an amazing sense of space and freedom on the 525 SUV's expansive forward deck – the perfect place to work on your tan or simply drink in an amazing sunset.

Wide walk-around side decks with high side and bow rails with mid-height rails provide confident passage forward, especially for children and pets

On the hardtop, there are well-placed handrails for safety.



Optional storage bin, transom lounge and teak cockpit floor

FEATURES, INCLUSIONS AND OPTIONS

Deck Overview

- Wide walk-around side decks with well-placed hand rails lead safely forward on both sides of the yacht
- Stainless steel 35kg (77lbs) Ultra anchor, 70m (230ft) of 10mm (3/8") galvanised chain
- Anchor chain chafe plate fitted to the bow sprit and anchor chain stopper fitted to the deck
- Anchor locker within the watertight collision bulkhead forward, with rope and chain divider offset to starboard, with access from a hatch with heavy-duty, stainless steel lockdown
- Salt and fresh water wash-down faucets at anchor locker
- Anchor safety strap
- Vertical anchor winch with overload protection circuit breaker to suit rope and chain operated via up/down switches and with a remote to the helm
- Bow rail in 316 marine-grade stainless steel, highly polished, with mid safety wire and including flag staff and burgee
- Heavy-duty stainless steel bow roller fitted to the bowsprit
- Stainless steel cleats 11" (x8), fairleads aft (x2) and pop-up fender style cleats to the cockpit coaming (x2)
- Hardtop access ladder, removable in stainless steel
- Impact and UV resistant gunwhale rail in white PVC with stainless steel insert strip
- Large cushioned sun pad on the forward deck upholstered in white vinyl and with stainless steel rails and with cover

FEATURES, INCLUSIONS AND OPTIONS

Galley Overview

- Aft sliding door with tinted and tempered glass and set in a strong stainless steel frame
- Premium brand electric dual-element cooktop with in-built pop-up fiddles to secure pots
- Premium microwave convection oven
- High-end, high-quality timber finish flooring
- Rangehood
- Thoughtful overhead LED lighting
- Rod storage in overhead liners with two fold-down hatches
- Solid surface bench top includes a sink-cover that doubles as a cutting board, while the mixer tap conveniently swivels so you can wash down the adjacent self-draining bin compartment.
- Storage cabinets and drawers below and above the bench top with positive locking hardware



ALL THE COMFORTS OF HOME

The rear bulkhead of the 525 SUV is tinted, tempered glass in a highly polished and strong stainless steel frame, adding to the sense of light and space as you step into her spacious and luxurious saloon.

To port is the modern and functional U-shaped galley from which the huge glass awning window opens out to the cockpit, in effect opening up the rear of the boat and, at the same time, affirming the galley as the central entertaining hub of the 525.

The galley has a contemporary two-pack finish to the overhead cupboards, complementing the satin-finish American oak timber cabinetry, which also comes with the options of high-gloss or satin cherry, satin teak or satin beach.







RELAX IN STYLE

The 525 SUV's spacious saloon features a large L-shaped lounge to port with a hi-lo dining table that folds and lowers to become a coffee table.

Adjacent to the dining area is a three-seater settee in which the middle seat base can slide out as an ottoman and form additional seating around the main dining table – also handy for family games nights. An additional table also lifts out from the settee and sits between the two remaining seats, forming additional dining or workspace.

What a great place to enjoy the sweeping vista through the huge windscreen looking out over the forward deck and bow and through the opening side windows, while the electric opening sunroof also brings light and fresh air into the saloon, and provides an amazing view of the stars.

FEATURES, INCLUSIONS AND OPTIONS

Saloon Overview

- Luxurious internal furnishings with the finest fabrics and leathers, as well as premium-brand appliances
- Webasto sunroofs, opening side windows and massive front windows enhancing cross ventilation of fresh air and natural light
- Convertible dinette table with manual hi-lo table operation and with rotating movement for conversion to a coffee table
- Safety hand rail is recessed into cushioned, upholstered headlining with timber accents
- Overhead LED courtesy lighting
- Drinks cabinet with 2 x refrigerator drawer units forward and 1 x freezer drawer unit aft and with built-in lockers for glass and bottle storage
- Huge windscreen and opening side windows bring in natural light and fresh air
- 2 x 12000 BTU air conditioners with electric heat, split to the galley
- Plush pile carpet with high-quality underlay
- Front windscreen cover
- Entertainment is via a 32-inch television and Fusion sound system, stored out of the way in its own dedicated compartment to starboard. It rises elegantly and electrically at the touch of a button, and swings for viewing from every saloon seating position.

FEATURES, INCLUSIONS AND OPTIONS

Helm Overview

- Premium upholstered leather helm and companion chairs with adjustable arm rests, with sports flip-up cushions for bracing in rough seas
- Luxury sports-inspired wrap-around helm with drink-holders and ultramodern navigation and systems monitoring technology as well as joystick for easy docking
- CZone LED 3.5" display screen
- Helm electronics area with 24VDC feed protected by main circuit breaker
- Anchor chain counter
- 4.75" compass with backlight
- Dedicated switches for horn, wipers (with intermittent setting) overhead and navigation lights as well as engine start and stop function
- 12-volt accessory socket
- Electronic engine control unit, twin lever gear and throttle
- Spotlight on hardtop with remote control at helm
- Storage lockers and drawers
- VHF radio including aerial
- Visual and audible signal for bilge high water

Electronics

- A comprehensive range of factory-fitted electronic packages and custom features are available with everything from fish-finders to underwater lights. Your dealer has full details.



PLEASE, TAKE COMMAND

The stylish and sophisticated command centre of Riviera's 525 SUV is truly testament to the superior design skills of the talented Riviera team.

Of course there's excellent visibility through the expansive windscreen that has air-conditioning outlets at its base to prevent fogging. The windscreen itself is made of curved, toughened glass set in a fibreglass frame and also features two heavy-duty stainless steel windscreen wipers, as well as freshwater washers.

There's absolutely no compromise in terms of spaciousness at the elevated wrap-around console, which itself has a distinct automotive feel.

All critical navigation electronics, comprehensive engine instrumentation and vessel controls are within easy and ergonomic reach of the skipper's seat, including the helm's sports-inspired steering wheel, the remote control for the hardtop-mounted spotlight and the helm joystick control.

There's even room for two 17" navigation screens, and it's here that we are delighted to say that the full features of the innovative Volvo Penta Glass Cockpit navigation and CZone digital switching systems are standard inclusions with the Riviera 525 SUV.







OPULENT ACCOMODATION

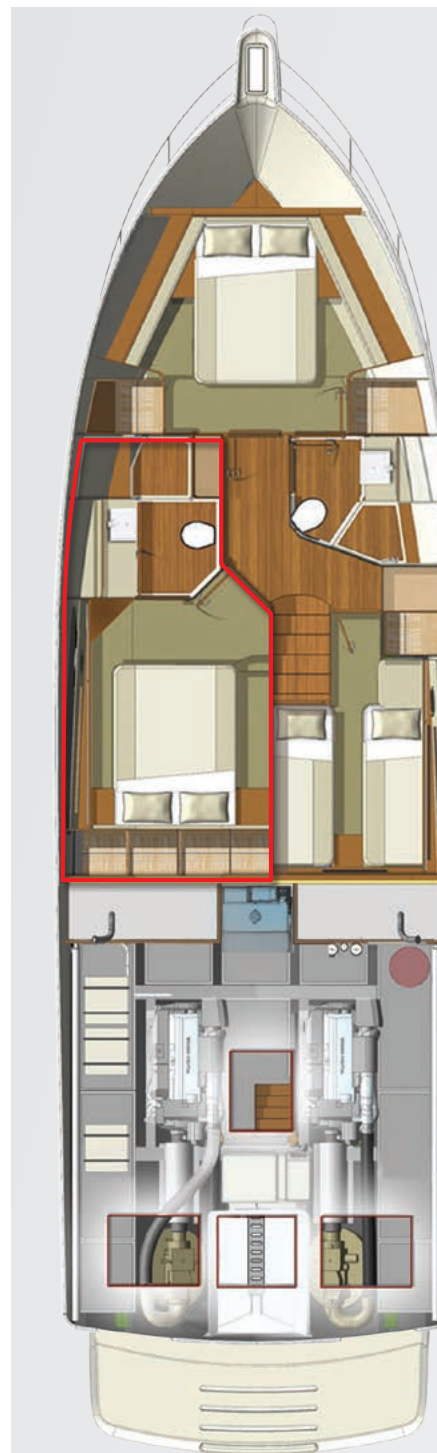
Riviera's steadfast commitment to going "first-class" in everything it does extends to the flexible three-stateroom/two-bathroom accommodation deck of the 525 SUV.

Natural light filters into the wide accommodation atrium, courtesy of the massive windscreen and saloon sunroofs above. You'll immediately garner a sense of spaciousness as you step down the non-skid, natural timber-finish companionway – the extent of headroom is clearly evident below deck.

The very generous master stateroom aft on the portside features a contemporary palette of elegant fabric, soft-touch

leatherette and satin oak with teak accents – another subtle reminder that you are aboard a world-class Riviera. Natural light is achieved through a large hull window and, although air-conditioned, there's an opening porthole to bring in extra fresh air, which is alarmed to the ignition as a precaution.

Depending on specific owner requirements, the port aft master stateroom can be configured as a guest stateroom featuring full-length, adult-sized twin beds, with the forward stateroom becoming the master.



Master cabin aft (standard)

FEATURES, INCLUSIONS AND OPTIONS

Master Stateroom Overview

- Queen-sized walk-around bed is supremely comfortable and features clever storage solutions including large under-bed drawers with positive locking hardware and a huge locker under the inner-spring mattress
- Upholstered feature bed headboard
- Two bed-side tables
- Four cedar-lined hanging lockers with automatic LED lighting
- 12,000 BTU air conditioner with electric heat, split to ensuite
- Plush pile carpet with high quality underlay
- Reading and overhead courtesy lighting
- Full-length mirror
- Large fixed hull window with roller blind
- Opening porthole for fresh air, set in a strong stainless steel frame and alarmed to the helm in the event it is left open
- Entertainment cabinet with 28" LED TV integrated into Samsung home theatre system and storage below

Master Ensuite Overview

- Luxurious design with solid surface bench top and above-vanity mirror
- Porcelain sink and premium quality mixer tap
- The large frameless shower-stall has a teak-lined seat and showerhead on a slide bar
- Bathroom floor is a high-quality, non-slip, timber-finish platform enabling excess water to drain quickly, ensuring that owners remain dry and comfortable.
- Maximum privacy is assured – an overhead deck hatch brings in additional light and fresh air but, when required, an Oceanair block-out screen slides across.
- Air conditioning split from staterooms and extraction fan
- Backwater tank level indicator
- Overhead and vanity LED lighting
- Timber locker door to storage under vanity
- Freshwater flush toilet
- Toilet roll holder & accessories
- Towel rails





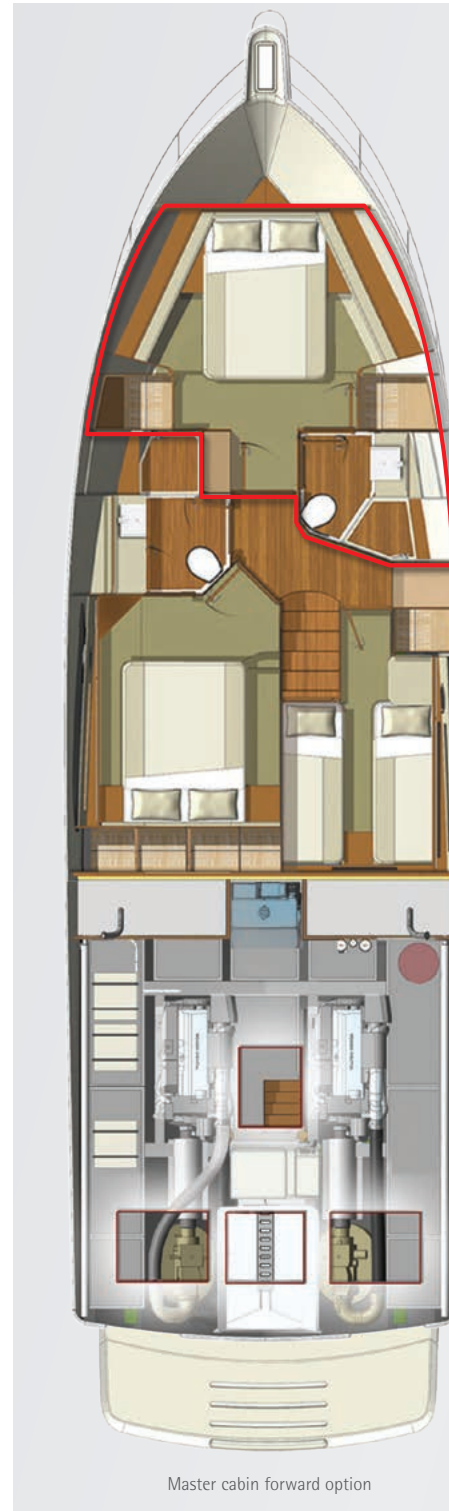
FIRST-CLASS ALL THE WAY

In keeping with our commitment to going first-class all the way, the air-conditioned VIP guest stateroom boasts all the luxuries of the master – indeed there's the option for it to actually be the master stateroom with its own private ensuite.

This forward stateroom also has a comfortable queen-sized walk-around bed, cleverly placed overhead cabinets with positive locking hardware and gas support struts as well as large his/hers cedar-lined hanging lockers.

Expansive hull windows and deck hatches maximise natural light and ventilation.

In the starboard aft stateroom, there is full headroom and adult-sized twin beds, as well as cedar-lined hanging locker, drawers and under-bed storage, a long hull window for light and opening porthole for fresh air.



Master cabin forward option

FEATURES, INCLUSIONS AND OPTIONS

Forward VIP Stateroom Overview

- Queen-sized walk-around bed with innerspring mattress and storage underneath
- Upholstered feature headboard
- Two cedar-lined hanging lockers to starboard with automatic LED lighting
- Cedar-lined storage locker and shelving to port with automatic LED lighting
- Storage cabinets outboard with positive locking hardware and gas strut support
- Long fixed hull windows for natural lighting
- 12,000 BTU reverse cycle air conditioner with electric heat, split to day head
- Plush pile carpet with high quality, soft underlay
- Two hatches with screens and blinds for privacy
- Reading and overhead LED courtesy lighting
- Entertainment is via an optional 22-inch LCD TV and Samsung home theatre system.

Stateroom – Starboard Overview

- Adult-sized side-by-side bunk beds with centre bedside table
- Upholstered feature headboard
- Large fixed hull window with roller blind
- Opening port hole alarmed to the helm in the event it is left open
- Cedar-lined hanging locker with lighting and shelving
- 6,000 BTU air conditioner split from forward cabin
- Plush pile carpet with soft underlay
- Reading and overhead courtesy lighting
- Hand-crafted storage cabinets with positive locking hardware
- At the entrance to the cabin there's a large and convenient storage compartment which accommodates an optional laundry centre or 22-inch LCD TV with Samsung home theatre entertainment system

VIP Guest Ensuite/Day Head Overview

- Premium-finish, contemporary styling in the guest bathroom, which doubles as the day head
- Solid-surface bench top with above vanity mirror, porcelain sink and mixer tap
- Timber locker door to under-vanity storage
- High-quality, timber finish flooring
- Overhead hatch with screen and blind for privacy
- Overhead and vanity LED lighting
- Shower stall with frameless glass door and shower head on slide bar
- Fresh water flush toilet
- Toilet roll holder and towel rails
- Extraction fan



THE POWER AND TECHNOLOGY ARE YOURS

Riviera is at the forefront of a marine propulsion revolution, having now launched hundreds of pod-driven luxury motor yachts.

Pods are used on such worldly form vessels as the Queen Mary II cruise ship as well as large-scale commercial craft. This proven technology is now available for pleasure yachts.

Pod drives offer an excellent power-to-weight ratio delivering improved performance, enhanced torque, improved fuel efficiency, simple maneuverability, reduced environmental impact and quiet operation thanks to under-water exhausts.

In simplified terms, Volvo Penta's innovative Inboard Propulsion System (IPS) features twin pod drive units, each of which is capable of turning independently to provide the correct thrust to move the yacht in the exact direction required by the skipper easily controlling the system with either a steering wheel and throttles or a joystick.

The 525 SUV has a joystick at the helm and an additional joystick as standard in her cockpit so a skipper, either solo or with a novice crew, is able to simply push and twist the joystick and the yacht will respond immediately, pivoting in place or tracking sideways into a berth that's just long enough to fit the yacht. In the 525 SUV, owners have the option of having the cockpit joystick located on either the port or starboard sides.

IPS also offers a Dynamic Positioning System (DPS) for station-holding while preparing lines

and fenders or while waiting off a fuel jetty, the convenience of Auto Pilot, manual trimming with optional auto-trim, as well as a highly-efficient Anti-Corrosion Protection (ACP) unit mounted to the transom to reduce the maintenance of sacrificial anodes.

The three-blade nibral, forward-facing, counter-rotating propellers are protected by the premium anti-foul coating Propspeed to achieve a long service life, as well as 316 marine-grade stainless steel line-cutters from Volvo Penta, located between the propellers for protection from ropes, fishing lines, plastic bags or nets. These precision-made line cutters create a very efficient rotating cutting action to protect the propellers and shaft sealing without increasing drag or fuel burn.

The 525 SUV employs the revolutionary Volvo Penta propulsion system with twin IPS2-800 (2 x 460kW/626hp) D11 engines and pod drives as the standard package. This is a perfectly matched drive package for the 525 and the system's Class 4 commercial rating assures reliability and durability.

Additionally, the IPS2 package is fully certified under the Det Norske Veritas and Germanischer Lloyd (DNV GL) classification system.

Owners are also able to select the optional IPS2-950 2 x 533kW/725hp) D11 engines and pod-drive units.

WINDOW TO THE FUTURE

To give you total command of the 525 SUV, Volvo Penta's state-of-the-art Glass Cockpit navigation and monitoring system blends new technology with dependability and practical functionality.

The Glass Cockpit system provides a very clean, easy-to-use system with enhanced overview and control of both engines and navigation, including GPS, sounder and radar, even autopilot and optional charts ... and all in one place and in the one system.

Integrated with the IPS Electronic Vessel Control (EVC) system, the Glass Cockpit gathers all driver information and displays it in one location. The

easy-to-handle, pinch-to-zoom displays give you instant data and control. The ergonomic design and interface for the dashboard offers push buttons on the controls and touch-buttons on the screens.

Just one clever feature of the Glass Cockpit is the unique Auto Guidance feature that searches through all relevant charts to create a route you can follow – and avoid shallow water, buoys and other obstacles. Coupled with the Auto Pilot, it not only shows the way, it can take you there.

The Glass Cockpit also enables the option of full joystick steering whilst underway.



C ZONE SIMPLICITY

The fully integrated CZone digital switching system enhances the ease of monitoring and operation of the Riviera 525's onboard systems, including tanks, and extends centralised touch-screen control to lighting, pumps, batteries, entertainment systems and appliances.

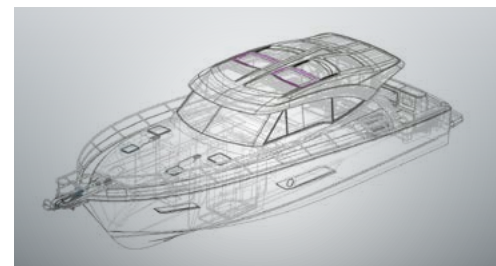
CZone allows owners to operate multiple circuits at a single touch, energizing all lighting and electrics depending on your requirements. It comes pre-programmed with three modes – 'entertaining', 'cruising' and 'dock unattended' – and these modes can be customised by the owner so the system works exactly how you want.

Other user-friendly features include interior light-dimming, timer controls, automated circuit control, wiper speed and wash functions. There's also a 'service' mode that shuts down all power and systems.



Based on industry-proven Controller Area Network (CAN) technology, the CZone system offers DC and AC switching and over-current protection. Full systems monitoring (with alarms) including AC voltage, current frequency and kilowatts, DC voltage, current and remaining battery capacity, along with fluid tank levels and indication for systems in operation, is clearly displayed on the 3.5-inch touch-screen at the helm and 8.4-inch screen at the saloon entrance.

There's also the option of additional iPod connectivity so you can control CZone from anywhere onboard your yacht.



IMPECCABLE PEDIGREE

The confident poise of the 525 SUV is just as evident offshore as it is at anchor – her solid and robust hull with keel is the evolution of our rich 36-year history of building almost 5200 world-class luxury motor yachts that are proven in the often-challenging Australian offshore conditions.

Every Riviera built at our world-class facility on Australia's Gold Coast combines superior-strength hand lay-ups with a water-tight collision bulkhead forward, and independent compartments throughout the hull.

Our legendary build quality also features vinylster resin in the outer layer of lamination to increase the ability to withstand water absorption. An isophthalic gelcoat exterior provides an impeccable and hard-wearing surface finish.

From the waterline down, the hull is solid GRP with reinforced bottom, keel and chines. Structural core material is used in the hull flanks, main deck and hardtop, while precisely



fitted, lightweight resin transfer-moulded small parts have a double-sided gelcoat finish and are pre-fitted for a perfect seal when all the major components are bonded together.

Riviera uses only 316 marine-grade stainless steel in all our exterior fastenings. All stainless steel rails feature ground and polished welds to ensure a consistently smooth and mirror finish.

Our designers have also placed a firm focus on convenient access to every key maintenance point throughout the yacht so any issues can be quickly identified and addressed, and service costs are kept to a minimum.

Of course, this thoughtful consideration for our Riviera family of owners is a key part of our ethos of doing all we can to help our valued owners achieve ... 'the ultimate boating experience'.



ELECTRICAL EXCELLENCE

All batteries onboard the 525 SUV are maintenance-free to ensure carefree boating and are housed in special battery boxes in accordance with the American Boating & Yacht Council (ABYC) and European Union's CE industry standards.

The house power is 24-volt, which allows for simpler charging, lower current draw and smaller cables (further reduced weight) than equivalent 12-volt systems. The Mastervolt 2.5kW AC/DC inverter provides power to the icemaker, galley outlet and onboard entertainment systems, ensuring watching television while relaxing quietly at anchor is whisper-quiet.

LED lighting is utilised throughout the yacht and provides trouble-free boating while reducing electrical current draw. The lamps use less than 10 per cent of the power required to run a bulb lamp – no bulbs means no maintenance and long service life. Additionally, Residual Circuit Interrupter (RCD/GFCI) provides protection over the entire yacht and also complies with ABYC and CE standards for safer boating.

FEATURES, INCLUSIONS AND OPTIONS

Electrical Overview

- Alternators – independent start bank, independent house bank and auxiliary bank
- Battery banks individually isolated
- Battery paralleling system provides increased reliability in the event that you are faced with a flat start battery bank
- Digital circuit control and protection incorporating 'intelligent' operation with user programmable usage modes, timer circuits, light dimming and circuit bypass, operational via conventional switches, signal set points as well as LCD display modules
- Engine monitoring including instrumentation, alarms and hour meters
- Generator – Onan EQD 13.5 kw/50Hz (17 kw/60Hz) with muffler, fresh water-cooled including sound shield, remote stop/start electronic and hour meter
- Inverter – 2.5kW to operate entertainment, 1 x Galley GPO and ice machine in the absence of generator shore power
- Navigation – 2 x 15" Volvo Glass Bridge multi-function displays with integrated autopilot (does not include sounder or radar)
- LED navigation lights to meet international standards
- Wiring coded, numbered and assembled in looms where possible to ensure trouble-free maintenance and repairs



ENGINEERING EXCELLENCE

The clean and uncluttered engine room – with acoustic and thermal insulation and LED lighting – highlights the skilled consideration for which Riviera is renowned globally in terms of engineering.

The impressive commercial air intake system helps keep the engine room temperature well below the manufacturer's formal recommendation, reducing fuel consumption even further, while the air-conditioning units are mounted high so gravity feeds condensation water into the common drain lines located on either side of the yacht, and which drain aft and overboard.

All onboard drains also feed into these common drain lines, while an advanced mist elimination system with veins draws moisture from the air and feed directly overboard.

Four automatic bilge pumps with manual override are located at various points throughout the hull and also pump directly overboard.

There's even a dedicated space for a gyroscopic stabiliser on the centreline of the yacht – yet another example of how Riviera is embracing all innovations that make boating more enjoyable.

FEATURES, INCLUSIONS AND OPTIONS

Engineering Overview

- All through-hull fittings on or below the water line are fitted with ball valves, all hoses are double clamps
- All metallic hull fittings below the waterline are bonded to zinc anodes, including galvanic isolators
- Bilge pumps – auto and manual override (x4)
- Emergency fuel shut-off valves accessed from outside engine room
- Anti-vibration engine mounts
- Engine room flow-coated white and well lit with LED lighting
- Engine room ventilation system air intakes with mist eliminators and forced air pout of system
- External and internal seawater strainers for main water intakes, engines, generator and air conditioning
- Fire suppression system for engine room with automatic and manual controls
- Portable fire extinguishers (x5)
- Fresh water AC heater
- Fresh water system with total capacity of 750 litres (approx. 198 US gallons)
- Fresh water tap and hose set in engine room
- Fuel filters/ water separator for engines and generator
- Fuel lines all swaged
- Fuel tank gauge is linked to CZone and there is a sight gauge fitted to the tank
- Fuel tank GRP (ethanol resistant resin) and coated in fire retardant materials, 3500 litres (approx. 925 US gallons)
- Sanitation system with switch at the helm for overboard pump-out and deck fitting for dock-side pump-out, includes odour filter

THE RIVIERA WARRANTY

Limited Express Warranty

Riviera Australia Pty Ltd. A.C.N. 139 663 906 (Riviera) makes this Limited Express Warranty (Warranty) to the original retail purchaser of a vessel manufactured by Riviera, provided the vessel is purchased from an authorised Riviera dealer and said first retail purchaser registers this Warranty with Riviera within 30 days of the purchase. This Warranty is the only warranty provided by Riviera, express or implied, with respect to any vessel manufactured by Riviera.

Five Year Limited Structural Warranty:

Riviera warrants to the first retail purchaser that for five (5) years after the date of delivery to the first retail purchaser, and for the period before it is delivered to the first retail purchaser, that the hull, deck, flybridge and hardtop shall be free from structural defects due to material or workmanship, under normal non-commercial use, that result in any delamination or separation of the stringers or composite structure.

A structural defect includes the following:

- structural failure of the fibreglass hull, deck, flybridge and hardtop
- structural failure of any parts glassed onto the above components, or
- structural failure of the joints between any of the above components.

The structural warranty does not apply to the following:

- A water leak through the joints between the hull, deck, flybridge and hardtop
- Fibreglass small parts failures
- Parts that are not manufactured by Riviera;
- Interior failures, window or hatch failures
- Damage resulting from misuse, abuse, negligence, improper docking, alteration, vandalism, accident or lack of performance of normal maintenance
- Any charges incurred by any vessel returned to the factory, dealer or authorised agent for inspection prior to authorisation of warranty repairs
- The cost of removal or reinstatement of a part, or disassembly or reassembly of the unit of which it is a component
- Heat and/or sun damage to the hull and/or gelcoat on hulls that are painted a dark colour
- Owners other than the first retail purchaser, or in relation to the hull only, subsequent owners to whom the structural warranty of the Hull has been validly transferred in accordance with this Warranty

- Any vessels sold to the first retail purchaser by anyone other than a Riviera dealer listed on <http://riviera.com.au> on the date of the purchase (Authorised Riviera Dealer), or
- Any item which Riviera has not been notified of within thirty (30) days of the issue becoming apparent.

The above list is not intended to be exhaustive and Riviera may, at its absolute discretion, elect to refuse any warranty claim whatsoever.

Vessels that go into a syndication or shared ownership program are entitled to the standard five-year structural warranty, subject to fair wear and tear on the vessel.

Transfer of Structural Warranty:

In reference to the structural warranty of the hull ONLY, Riviera may agree in its sole and absolute discretion, to transfer the hull warranty to a subsequent owner of a vessel, who purchases the vessel from an Authorised Riviera Dealer, upon application and payment of a \$1000 Australian dollar transfer fee. Such transfer will only be effective upon confirmation in writing from Riviera. Where Riviera does approve the transfer of the remaining term of the hull warranty to a subsequent owner in writing, then such hull warranty will be transferred for a period of not more than a total period of five (5) years from the date an Authorised Riviera Dealer first delivered the vessel to the first retail purchaser.

One Year Limited Non-Structural Warranty

Riviera warrants that for one (1) year after the date of delivery to the first retail purchaser, and for the period before it is delivered to the first retail purchaser, all vessel components manufactured by Riviera shall be free from defects due to material or workmanship under normal non-commercial use. On components not manufactured by Riviera, Riviera shall assign to the first retail purchaser the warranties extended by those manufacturers as allowed.

The non-structural warranty does not apply to the following:

- Parts that are not manufactured by Riviera
- Any charges incurred by any vessel returned to the factory, dealer or authorised agent for inspection prior to authorisation of warranty repairs

- The cost of removal or reinstatement of a part, or disassembly or reassembly of the unit of which it is a component
- Heat and/or sun damage to the hull and/or gelcoat on hulls that are painted a dark colour
- The installation of any equipment by a dealer or other installer
- Any installation of products not to Riviera's recommended specifications, because of the possibility that the use of these Products will exceed Riviera or government specification for overpowering, steering, handling, speed and safety
- Owners other than the first retail purchaser
- Any vessels sold to the first retail purchaser by anyone other than an Authorised Riviera Dealer
- Any item which Riviera has not been notified of within thirty (30) days of the issue becoming apparent.

The non-structural warranty for vessels that go into a syndication or shared ownership program expires after the earlier of two-hundred and fifty (250) hours of use or six (6) months from the date of delivery to the syndication or shared ownership program, whichever occurs first.

CRAFTED WITH PASSION

The premium quality of our owner care at Riviera is directly commensurate with the quality of our built-to-last, world-class luxury motor yachts.

Your experience of dealing with Riviera – from the selection of options, electronics and décor all the way through to routine maintenance and repairs – will be undertaken with the utmost care.

Our highly skilled team at our world-class, 14-hectare manufacturing facility on Australia's Gold Coast consults with internationally acclaimed naval architects, designers and engineers.

Consultation with our global family of yacht owners also plays an important part in our new model development program.

This ensures Riviera continues to exceed the constantly evolving desires of luxury motor yacht aficionados worldwide.

AWARDED FOR EXCELLENCE

Riviera's vast collection of local, national and international awards is testament to the pride and passion that goes into creating our premium range of luxury motor yachts. These awards span world-best practices in the spheres of education and training, employment, innovative manufacturing techniques, quality of workmanship and pioneering design.

THE EVOLUTION OF RIVIERA – SINCE 1980





Our 14-hectare, state-of-the-art manufacturing facility on the Gold Coast of Queensland, Australia. This is the largest facility of its kind in the Southern Hemisphere.

Each year in May, this world-class facility plays host to the educational and fun-filled Riviera Festival of Boating and the enormous Gold Coast International Marine Expo.



RIVIERA'S ETHOS INSPIRES CONFIDENCE

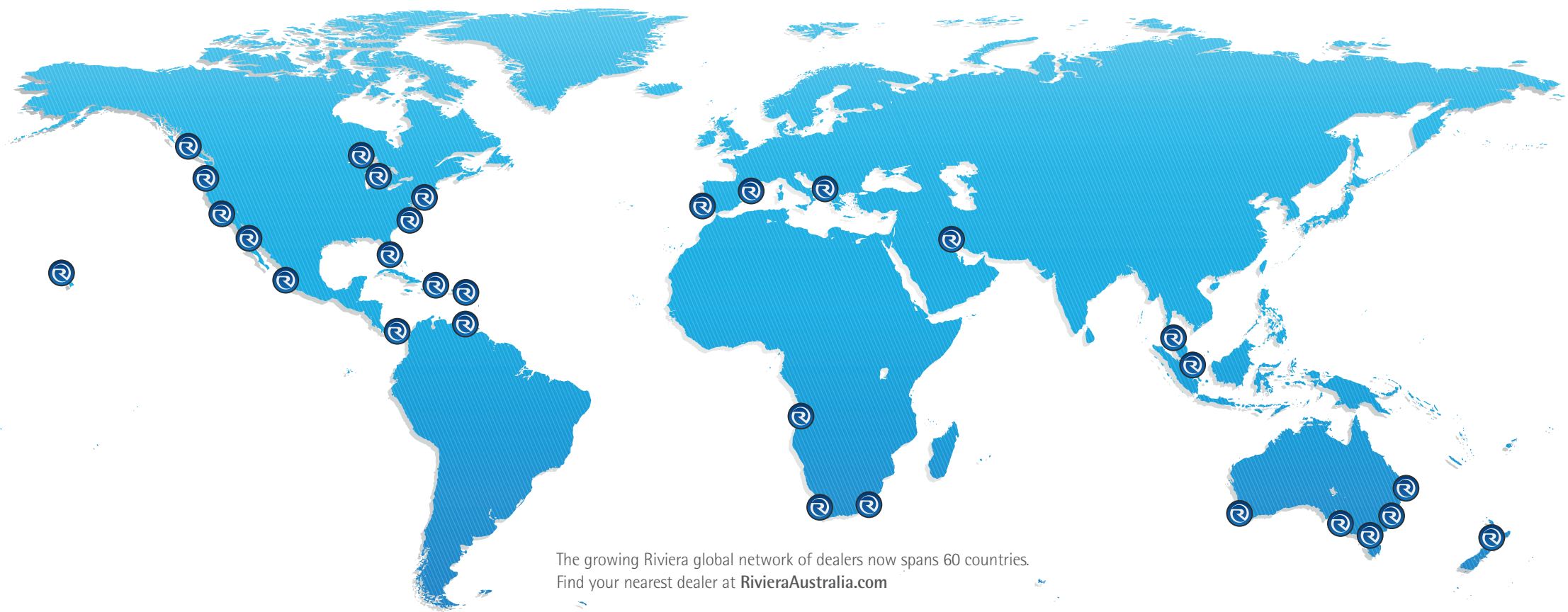
In the global luxury motor yacht market, the name Riviera stands synonymous on an international scale with hallmark luxury, technology, ease of operation, blue-water sea-keeping ability and unrivalled owner support.

This has not come about by chance – underpinning our remarkable success is an ethos of excellence reflected throughout our rich 36-year heritage and the launch of almost 5200 motor yachts that today can be seen cruising the oceans, seas, rivers and lakes of the world.

Our rigorous pursuit of the highest possible standards relates equally to the quality of materials, workmanship and technology that goes into building every new Riviera as it does to our commitment to our people and our ethical dealings, to our social and environmental sustainability, and to our renowned customer care.

This is a key part of what we like to call: 'the ultimate boating experience'.





The growing Riviera global network of dealers now spans 60 countries.
Find your nearest dealer at RivieraAustralia.com



ELECTRONICS AND SYSTEMS

Electronics play an ever-increasing role in the pleasure, performance and safety of luxury boats, and the choice of equipment that is available today is vast. In fact, selecting the equipment that meets your needs can be a very challenging task. Riviera's electronics experts are here to help; we source the best systems and products from around the world; we help match technology to individual requirements and work closely with Riviera's global Dealer Network to create systems that maximise your pleasure and safety.

RIVIERA GENUINE PARTS & ACCESSORIES

A passion for quality and good design steers everything we do at Riviera — and this is reflected in our exclusive range of clothing, accessories and decor items. If you love your Riviera, you'll feel at home with the Riviera Collection: casual yet stylish, comfortable, practical and made to withstand the rigours of boating life

The Accessory and Decor Collection ranges from a storm jacket to stylish crockery. To make your luxury Riviera or Belize truly your own, we offer a wide choice of fabrics, finishes and color schemes that allow you to customise your yacht. Of course, we also have experienced designers who can advise and assist with your individual selection.

RivieraParts.com.au





THE RIVIERA EXPERIENCE


When you buy a Riviera or Belize, you really are joining a family.

Through our global network of dealers spanning some 60 countries and every continent of the world, owners of our world-class Riviera and Belize luxury yachts regularly receive exclusive invitations to our renowned educational workshops and seminars, as well as fun-filled social events to celebrate life with like-minded people.

This unrivalled owner support also extends to our special Experience events, where the sheer exhilaration of blue-water cruising can be enjoyed with the reassuring confidence of knowing experienced skippers and engineers are always close at hand.

Of course these are the passages that create very special memories that last a lifetime and, importantly, are often the catalyst for long-lasting friendships.

This is a key part of how we strive to help Riviera and Belize owners to enjoy all the rich and rewarding benefits that only boating can offer.





525 SUV SPECIFICATIONS

Length Overall <small>(inc. swim platform and bow sprit)</small>	17.61 m	57' 9"
Lh to ISO8666 *	16.15 m	53'
Beam <small>(inc. gunwale)</small>	5.01 m	16' 5"
Maximum Draft <small>(inc. props)</small>	1.30 m	4' 3"

Dry Weight ** <small>(approx.)</small>	22,800 kg	50,300 lb
Fuel Capacity ***	3,500 L	925 US gal
Water Capacity	750 L	198 US gal
Holding Tank Capacity	400 L	106 US gal
Sleeping Capacity	6 persons	

Cockpit Area	8.5 m ²	91.5 ft ²
Mezzanine Deck	2.47 m ²	26.6 m ²
Total	10.97 m ²	118.1 m ²
Engine Options		
Volvo Penta IPS800 x 2	460 kW	626 hp each
Volvo Penta IPS950 x 2	533 kW	725 hp each

Riviera Clarification of Specification

* Length of the hull (Lh) to ISO8666: Includes all structural and integral parts (ie. the moulded length of the hull). It excludes parts that can be removed in a non-destructive manner without affecting the structural integrity of the craft, eg. pulpits, outdrives, driving platforms, rubbing strakes.

** Dry weight represents the estimated minimum weight of a boat with standard engines and options, no fuel or water on board, no equipment or provisions and no personnel. The stated dry weight may be exceeded. *** Denotes net tank capacity. For useable capacity do not rely on more than 90% of tank capacity. Actual capacity will vary according to boat trim and sea state. Speeds are subject to normal weather conditions, fuel and/or water levels, passengers and equipment loads. Refer to your Riviera Owner's Manual and your Dealer for height to hardtop and maximum height details. The specifications in this document are not complete or definitive and are subject to change without notice and therefore may not be current. Riviera will not be liable (in contract, tort or otherwise) for any loss resulting from the inaccuracy of any information contained in this document. Specifications may vary on a regional basis. Some images in this brochure may include non-standard or after-market options.

Our PASSION
To create the *ultimate*
boating experience.

