



INTRODUCING THE NEW 575 SUV



AUSTRALIA'S MOST AWARDED LUXURY BOAT BUILDER

INTRODUCING THE NEW 575 SUV



THE FLAGSHIP OF THE SPORTY AND ADVENTUROUS RIVIERA SUV SERIES
CELEBRATING THE WORLD PREMIERE IN 2016

EDITION 16.1



RIVIERA SUV COLLECTION

The sporty and adventurous Riviera SUV series opens up a whole new world of boating enjoyment for both the avid angler and cruising entertainer.

Indeed, our valued owners tell us it's a lot like having two boats ... in one.

The very spacious SUV series is the perfect pairing of two legendary designs, each with its own formidable pedigree ... and while its name has automotive origins, this very versatile range of Riviera luxury motor yachts has been created with the 'ultimate boating experience' foremost in mind.

The result, of course, is a crossover vessel like no other – one which combines the high-performance, blue-water cruising and fish-raising abilities of the classic Riviera Flybridge collection, and the single-level, leisurely entertaining features of our very popular Sport Yacht design.

The Riviera SUV series truly is ... *the best of both worlds.*

RIVIERA 575 SUV – THE FLAGSHIP OF THE SUV SERIES

When our highly talented team of designers and engineers first set out to create a completely new Riviera – one befitting membership of our exclusive SUV collection – they immediately turned to our loyal legion of blue-water cruising aficionados.

With your valued assistance, we have comprehensively researched how, when and where you use your Riviera ... feeding all your experience, knowledge and aspirations into the design process as we strive to create for you the 'ultimate boating experience'.

What we heard is that you desire to spend more time living aboard your luxury Riviera, and that you dream of cruising even further afield ... and that you want real choices – and that this applies equally in terms of navigation and onboard systems as it does to drive packages.

Notably, the 575 SUV is available with your choice of either conventional shaft drive or innovative pod propulsion to suit specific geographic and individual owner requirements.

Of course such world-leading thinking and creativity in design

is evident right throughout this world-class Riviera, which has been built to last with global best-practice standards foremost in mind.

You'll notice her distinctive design that has everything in perfect proportion.

Indeed, with her contemporary styling and impeccable blue-water pedigree, the robust Riviera 575 SUV exhibits powerful and noble lines with a muscular sheer forward and deep topside dimensions, giving her a freeboard akin to a much larger yacht altogether.





WELCOME ABOARD

Over 36 years of building some of the finest luxury yachts in the world, Riviera has made an art form of clean and uncluttered cockpits designed both for serious fun, and for serious fishing.

However, the 575 SUV takes this to a whole new level, with an entirely new cockpit design that really does fulfill the dreams of any cruiser or angler.

For one thing, it's a total of 13.13m² (141.3ft²) in size. You can imagine that when our talented team of designers set out to optimise this space they envisaged

an entirely new indoor/outdoor experience – one that is ideal for live-aboard cruising.

So there's plenty of space for a table and, well, numerous chairs. But it's also large enough to allow a mezzanine level and L-shaped lounge, the ideal platform to take in the fishing action ... or the sunset.

Or, when underway, just an eye-widening view of the awesome, rapidly vanishing contrail of a 57-foot yacht, on song, at full throttle.

FEATURES, INCLUSIONS AND OPTIONS

Cockpit Overview

- Cockpit reinforced with alloy plate for future game chair or table
- Triangular quarter glass covers clears to cockpit port and starboard in strataglass
- Docking station includes joystick and emergency start/stop controls in IPS-optional boat only
- Double-action manual bilge pump for engine room
- Engine room access via lift up hatch with gas strut
- Hand rails to assist side deck access
- Storage with GRP locker doors including stainless steel catches
- Hand-held hot and cold fresh water shower
- Hawse holes to rear cockpit coaming corners with open backing
- Overhead flood lighting and courtesy LED lighting
- Mezzanine floor laid in teak with steps for saloon access
- Mezzanine including L-shaped aft-facing lounge covered in white vinyl with a white stamoid cover
- Tinted and tempered opening glass awning and sliding stainless door to saloon
- Refrigerated top-load coolbox under mezzanine seating
- Self-draining cockpit to stern
- Storage locker with GRP insulation located in cockpit floor with pump-out and gas struts
- Teak table fitted to pedestal includes a white stamoid cover
- Transom lounge seat covered in white vinyl includes a white stamoid cover with storage under
- GRP transom door opens outwards with a folding bridge
- Freshwater wash-down outlet includes hose
- Seawater wash-down outlet
- Waterproof GPO to cockpit locker
- Wet bar to starboard, forward side includes 2 x electric BBQ units, icemaker, fridge drawer, sink, hot and cold tapware, rubbish bin and storage
- 2 x Bose speakers linked to saloon entertainment system



SAFELY FORWARD

Wide walk-around side decks on the 575 SUV provide easy access to the foredeck, which as the option for a moisture-resistant closed-cell foam sun pad with stainless steel rails.

There are both fresh and saltwater wash-down facilities conveniently located at the anchor locker station as well as rope and chain divider, and winch with hand-held remote.

Of course all the cleats and fender holders are marine-grade stainless steel, as one would expect from a world-class Riviera.



FEATURES, INCLUSIONS AND OPTIONS

Deck Overview

- 35kg (77lbs) Stainless steel Ultra Anchor 70m (230ft) of 10mm (3/8") galvanised chain
- Anchor chain stopper fitted to deck
- Anchor chain chafe plate fitted to bow sprit
- Anchor locker with rope and chain divider offset to starboard and accessible through a hatch on the deck
- Anchor safety strap
- Anchor winch vertical with overload protection circuit breaker to suit rope and chain with up and down switches and remote to helm
- Stainless steel 316 marine-grade highly polished bow rail with mid safety wire, includes flagstaff and burgee
- Heavy-duty bow roller is stainless steel and self-loading through bowsprit
- Pop-up fender style cleats (x 2) to cockpit coaming
- Stainless steel 13" cleats, 2 x bow, 4 x spring, 2 x cockpit, and 2 x fairleads
- Hand rails port and starboard of hardtop above windows which assist in safe passage to forward deck
- Impact and UV-resistant white PVC rub rails with stainless steel insert strip
- Freshwater wash-down outlet at anchor locker includes hose
- Seawater wash-down outlet at anchor locker





STEPPING INSIDE

As you slide open the glass saloon door, set in a substantial, polished, marine-grade stainless steel frame, you immediately sense that you are stepping into a high-end modern apartment – a creative space designed to deliver all the delights of a lavish and contemporary city lifestyle.

Immediately to port there's the aft galley – a generous and efficient two-person U-space just off to one side of any fore and aft traffic. Here, a wide opening glass window brings the outdoors (and entertainment) inside.

The 575's galley itself is akin to a display kitchen for the latest in premium-brand appliances and conveniences, complemented by satin oak timber cabinetry with teak accents above the solid-surface bench tops.

The refrigeration suite features both fridge and freezer drawers. And the well-placed dishwasher, within easy reach of the stainless steel sink and mixer tap, is also a back-friendly, easy-opening style.

Directly opposite to starboard, almost as an extension to the galley, are further fridge and freezer drawers that operate smoothly, as does all the cabinetry that opens and shuts on the 575, on soft-close runners.

But, then, everything on the Riviera 575 SUV is intended to run smoothly.



Optional saloon layout

FEATURES, INCLUSIONS AND OPTIONS

Saloon Overview

- 2 x 16,000 BTU air conditioners with electric heat split to galley
- High quality plush pile carpet with soft underlay throughout
- Commercial grade, high quality vinyl flooring at saloon entry door
- Concealed LED mood lighting
- Head lining with vinyl padding
- Overhead LED lighting throughout
- Liquor cabinet with built in lockers for secure glass and bottle storage also features 2 x drawer refrigerator units and 2 x drawer freezer units
- Spacious L Shaped lounge set to starboard
- 48" LED TV integrated into Yamaha AV receiver with Apple TV, Airplay, Bluetooth, Blu-Ray linked to cockpit speakers
- 5 x Bose speakers and subwoofer in saloon

Galley Overview

- Premium brand combination microwave oven with grill
- Drawer-style dishwasher
- Electric induction cooktop with three elements
- High-end, timber-finish flooring
- Overhead LED courtesy lighting
- Rangehood
- 2 x drawer-style wide refrigerator units
- Solid surface benchtop with stainless steel sink and mixer tap
- Storage cabinets and drawers above and below benchtop with positive locking hardware

FEATURES, INCLUSIONS AND OPTIONS

Helm Overview

- Premium Pompanette, fully adjustable helm and companion chairs in Naugahyde with arm and foot rests
- Helm electronics area with 24vdc feed and protected main circuit breaker
- Sports steering wheel with leather treatment
- Anchor chain counter
- 4.75" compass with light
- Dedicated switches for horn, wipers, overhead and navigation lights and engine start/stop
- 2 x drink holders
- Electronic control unit, twin lever gear and throttle
- Intercom to engine room
- Joystick docking control
- 3 x 17" Volvo Glass Bridge Multi-function Displays in IPS option
- 3 x 16" Garmin Multi-function Displays in CAT option
- Garmin GSD24 sounder, B258 transducer
- GMR18xHD dome radar with mount and mast extension in IPS option
- Moulded recess for mobile phones
- Spotlight control panel
- Storage lockers and drawers
- Trim tabs and manual trim system
- VHF radio and aerial
- Visual and audible signal for high bilge water levels

Electronics

- A comprehensive range of factory-fitted electronic packages and custom features are available with everything from fish finders to underwater lights. Your dealer has full details.



PLEASE, TAKE COMMAND

The impressive ergonomic helm of the 575 SUV features two fully adjustable chairs – one for the skipper and one for their companion – each with arm and foot rests and from which all essential navigational and systems controls are within easy reach of the skipper. There's also an option for two additional helm seats on the starboard side, should owners prefer.

Here you will find convenient drink-holders, a side console to port and a moulded recess forward for keys or mobile phones (as well as USB charging ports), ensuring everything is right where it should be when you need it.

Looking out through the three massive clear, tempered glass windscreens, you'll find excellent visibility of your beautiful yacht and surrounds.

Then divert your eyes to the dash and console, which has enough room for three massive 19" multi-function display screens, as well as dedicated switches for the horn and pantographic wipers with intermittent settings, the overhead and navigation lights and also the intercom to the engine room.





RETIRE TO YOUR PRIVATE RETREAT

The master stateroom, defying convention for a vessel of this size, luxuriates right across the full beam. This sanctuary is accessed by its very own short, half-turn private staircase, continuing below the main companionway.

The master's king-size island bed with innerspring mattress and upholstered headboard detailing is set in the gentle 'sweet spot' right amidships, with real dancing room either side; even allowing storage cabinetry along both perimeters.

The master also has long hull windows each side with optional opening porthole, as well as its own sofa, 32" LED TV integrated into a home theatre system, full walk-in cedar-lined wardrobe (with full mirror and shoe racks),.

Magnetic door holders on all doors below are a nice touch too.



Volvo IPS pod drive (standard) with gyro option



Volvo D13 shaft drive option

FEATURES, INCLUSIONS AND OPTIONS

Master Stateroom Overview

- Access to private ensuite
- 16,000 BTU air conditioner split to ensuite
- High quality carpet with underlay throughout
- Concealed LED mood lighting
- Upholstered feature headboard
- Kind-size walk-around berth with innerspring mattress
- Lounge set to port
- Overhead LED Lighting
- Fixed, bonded glass porthole recessed into hull sides with fitted window furnishings
- Private entrance door
- 2 x LED reading lamps
- Storage drawers outboard with positive locking hardware
- Timber bench top outboard with lighting, power outlet and concealed storage
- Walk in robe with storage and auto lighting
- 32" LED TV integrated into home theatre system

Master Ensuite Overview

- Air conditioning split from staterooms
- Extraction fan
- Flooring in solid surface tiles to match vanity bench top
- Overhead and vanity LED lighting
- Blackwater tank level indicator in master head
- Solid surface vanity benchtop with porcelain sink and mixer style tap
- Timber locker door to under bench storage
- Toilet roll holder and accessories
- Towel rails to heads
- Vanity cabinet and mirror





INDULGE IN PURE LUXURY

This stately master is a totally self-contained getaway space, served by its own private ensuite with solid surface non-slip floor (set slightly lower to contain water), vanity unit with porcelain feature sink with premium fittings, as well as a separate frameless glass, large-scale shower stall.





SPOIL YOUR GUESTS

The forward guest stateroom (or VIP suite, if they're very favoured friends) mirrors the level of luxury in the master.

Positioning a queen-size walk-around bed with innerspring mattress in pride of place, again with good side access, there is plenty of fragrant, cedar-lined, gown-length hanging space, bedside tables with timber tops and also its own ensuite bathroom which, with two-way entry, also serves as the day head.

Natural light filters into the VIP stateroom courtesy of fixed hull windows with tinted, tempered glass with blinds for privacy, while fresh air is delivered through two hatches, which can also be screened for privacy. There is also convenient

reading and overhead lighting.

The air-conditioned VIP also has a 28" LED TV/DVD combination unit and stereo with iPod interface, including two speakers.

The starboard stateroom is also air-conditioned and features adult-sized upper and lower beds, also with innerspring mattresses.

This stateroom also has a mirror and drawers, a hanging locker with LED lighting and drawers below, a hatch with Oceanair blind, reading and overhead lighting.

Here there's a choice for a 22" LED TV/DVD combination unit and stereo with Bluetooth interface, including two speakers ... a great retreat for the kids.

FEATURES, INCLUSIONS AND OPTIONS

Forward VIP Stateroom


- Access to private ensuite
- 12,000 BTU air conditioner split to forward head
- Bed side tables port and starboard with timber tops with port side featuring a vanity compartment
- High quality carpet with underlay throughout
- Concealed LED mood lighting
- Cedar-lined hanging locker to starboard with automatic LED lighting and cedar lined storage locker to port with shelving
- 2 x small square hatches fitted with screens and blinds
- Upholstered feature headboard
- Tinted, tempered fixed hull windows fitted with blinds
- Private entrance door
- Queen walk-around berth with innerspring mattress and drawer storage located underneath
- Storage cabinets placed outboard with positive locking hardware and gas support struts
- 22" LED TV/DVD combo and 12V stereo with iPod interface including 2 speakers

Stateroom – Starboard

- 16,000 BTU air conditioner split to forward cabin
- Bureau with mirror and drawers
- High quality carpet with underlay throughout
- Hanging locker with LED lighting and drawer storage below
- Square hatch fitted with Oceanair blind
- Upholstered feature headboard
- Private entrance door
- Reading and overhead LED lighting
- Storage shelf outboard
- Upper and lower berths with innerspring mattress and storage located under the lower berth

VIP Guest Ensuite/Day Head

- Air conditioning split from staterooms
- Extraction fan
- Flooring in solid surface tiles to match vanity bench top
- Overhead and vanity LED lighting
- Blackwater tank level indicator in master head
- Solid surface vanity benchtop with porcelain sink and mixer style tap
- Timber locker door to under bench storage
- Toilet roll holder and accessories
- Towel rails to heads
- Vanity cabinet and mirror



THE POWER AND TECHNOLOGY ARE YOURS

The Riviera 575 SUV allows for owners to select their personal preference of either pod or conventional shaft drive propulsion to suit their specific geographic regions.

There are four choices for a drive package for new the 575 SUV:

Pod drive options

IPS2-950 (533kW/725hp x 2) with D11 engines

IPS2-1200 (662kW/900hp x 2) with D13 engines

Shaft drive options

Volvo Penta D13 Series (662kW/900hp x 2)
shaft drive package

CAT C12.9 (735kW/1000hp x 2)
shaft drive propulsion

WINDOW TO THE FUTURE

State-of-the-art glass navigation systems very much confirm Riviera's commitment to emerging technology with dependability and easy-to-use functionality – all designed to enhance your time aboard. And it certainly places the supremely seaworthy Riviera 575 SUV at the very forefront of world-class recreational motor yachts of this size.

The IPS pod propulsion system already offers the amazing joystick maneuverability, Dynamic Positioning System for station-holding while preparing lines and fenders or while waiting off a fuel jetty, as well Anti-Corrosion Protection and Auto-Pilot, and optional auto-trimming features.

However, the Glass Bridge takes the overview and control of engines and navigation, including optional charts, sonar and radar (even auto-pilot) to extraordinary new heights ... and all in one place.

In the case of IPS, it also extends to auto-trim and full slow-speed steering, as well as the outstanding maneuverability of SportFish mode, and the clean presentation of bait using the bypass exhaust features of the Clear Wake feature.

The shaft-drive 575 SUV models – with 16" glass touch-screen navigation features at the helm – have twin controls operating bow and stern thrusters as well as Electronic Vessel Control (EVC) levers integrating with cruise control, low-speed mode and single-lever mode.

Courtesy of the Quickshift gearboxes, owners of the 575 SUV shaft-drive models with your choice of Volvo Penta D13 or CAT C12.9 engines, also have the choice to incorporate Twin Disc's Express Joystick System (EJS) which smoothly and simultaneously actuates and controls engines, transmissions, propellers and thrusters, enabling a skipper to easily, precisely and confidently manoeuvre the yacht in challenging docking situations.



C ZONE SIMPLICITY

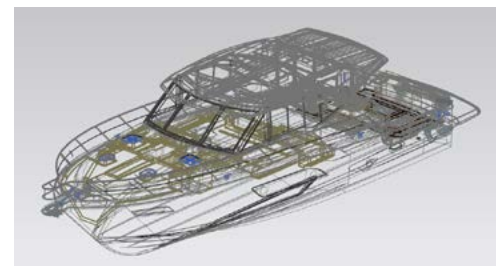
The fully integrated CZone digital switching system enhances the ease of monitoring and operation of the Riviera 575's onboard systems even further, extending centralised touch-screen control to lighting, pumps, batteries, entertainment systems and appliances.

CZone allows owners to operate multiple circuits at a touch, energising all lighting and electrics depending on your requirements. It comes pre-programmed with three Modes – "entertaining", "cruising" and "dock unattended" – and these modes can be customised by the owner so the system works exactly how you want.



There's also a "service" mode that shuts down all power and systems. Other user-friendly features include interior light-dimming, timer controls, automated circuit control, wiper speed and wash functions.

There are two CZone panels on board the Riviera 575 – one 10" in the galley and one 3.5" at the helm, with the option of additional iPad connectivity.



IMPECCABLE PEDIGREE

The 575 SUV's confident poise is just as evident offshore as it is at anchor – her solid and robust hull with keel is the evolution of Riviera's rich 36-year heritage in building world-class luxury motor yachts that are proven in the tough Australian blue-water conditions.

Our leading-edge technology and legendary build quality combines super-strong hand layups with solid GRP hull below the waterline, structural core material in the hull flanks, main deck and hardtop, as well as precisely fitted, lightweight resin transfer-moulded small parts that are pre-fitted for a perfect seal when all major components are bonded together.

Reliability and reassurance are further engineered in, in the form of independent compartment modules throughout the hull as well as a watertight collision bulkhead forward.

Riviera's lamination technology also helps to precisely replicate the exact lines lofted from our design software, and this accuracy is flawlessly reflected in the deep gloss of the final isophthalic gelcoat exterior.



Even before a single piece of timber was cut for the plug work, the 575 SUV was created in-house using industry-leading Unigraphics 3D computer software, allowing Riviera's team of talented and passionate designers and engineers to put to purpose all available space, with a firm focus on convenient access to every key maintenance point so any issues can be quickly identified and addressed, and service costs are kept to a minimum.

Of course, this thoughtful consideration for our Riviera family of owners is a key part of our ethos of doing all we can to help our valued owners achieve ... 'the ultimate boating experience'.



ELECTRICAL EXCELLENCE

All batteries aboard the Riviera 575 SUV's are maintenance-free and are individually housed in special battery boxes in accordance with American Boating and Yacht Council (ABYC) standards, as well as the European Union's CE conformity mark, which incorporates the International Organisation for Standardization's ISO guidelines.

The 575 SUV includes six house batteries, self-monitoring Mastervolt charging system, plus dedicated engine alternators for each battery bank.

The house power is 24-volt which allows for simpler charging, lower current draw and smaller cables, providing reduced weight when compared to equivalent 12-volt systems.

The 575's Mastervolt AC-DC inverter (5kW 230V 50HZ/4kW 110V 60HZ) provides power to the icemaker, entertainment systems and all outlets onboard, ensuring watching television while relaxing quietly at anchor or in a marina is now whisper-quiet.

LED lights also provide trouble-free boating while reducing electrical current draw. The lamps use less than 10 per cent of the power required to run a bulb lamp – no bulbs means no maintenance and long service life.

Additionally, Residual Current Device/Ground Fault Circuit interrupter (RCD/GFCI) protection installed throughout the entire yacht complies with stringent international standards for safer boating.

FEATURES, INCLUSIONS AND OPTIONS

Electrical Overview

- Battery banks individually isolated with paralleling for increased reliability in the event you are faced with flat start-battery bank
- Dedicated start battery bank for each engine and auxiliary bank for generator starting with independent trickle battery charger to each bank
- Digital DC circuit control and protection incorporating 'intelligent' operation with user programmable usage modes, timer circuits, light dimming and circuit bypass, operational via conventional switches, signal set points as well as LCD display modules
- Digital monitoring system including AC and DC power metering, fluid tank level monitoring and DC circuit status via colour 10" LCD touchscreen display at saloon entry and 3.5" LCD display to helm
- Engine monitoring including instrumentation, alarms and hour meters
- 675Ahr AGM house battery bank
- International standard LED navigational lights
- Wiring coded, numbered and assembled in looms where possible



ENGINEERING EXCELLENCE

The flow-coated engine room, with acoustic and thermal insulation and LED lighting, can be accessed through a hatch in the 575 SUV cockpit mezzanine floor which, even when open, maintains walk-through access to the saloon.

An advanced mist elimination system with veins draws moisture from the air and feeds directly overboard. All onboard drains including air-conditioning compressors feed into the common drain lines located on either side of the yacht and drain aft. Four automatic bilge pumps with manual override are located at various points throughout the hull and pump directly overboard.

There's even plenty of space for a gyroscopic stabiliser down here – yet another example of how Riviera is ready to embrace all innovations that make boating even more enjoyable.

FEATURES, INCLUSIONS AND OPTIONS

Engineering Overview

- 1 x 32,000 BTU and 2 x 16,000 BTU air conditioner condenser units
- All through-hull fittings on or below the water line fitted with ball valves and all hoses double clamped
- All metallic fittings below the waterline are bonded to zinc anodes, including galvanic isolators
- 4 x bilge pumps with auto and manual override
- Emergency fuel shut-off valves accessed from outside the engine room
- Anti vibration engine mounts
- Engine room access via stainless steel ladder
- Engine room flowcoated in white
- LED lighting throughout engine room
- Engine room ventilation system air intakes with mist eliminators and forced air-out system
- External and internal seawater strainers for main water intakes in engines, generator and air conditioning
- Fire suppression system for engine room with automatic and manual controls
- AC fresh water heater
- AC primary fresh water pump powered off inverter
- DC secondary fresh water pump independently switched as backup
- Pressurised fresh water system with dual water tanks and a total capacity of 750 litres (approx. 198 US Gallons)
- Fresh water tap and hose set in engine room
- Dual fuel filters and water separator for engines and generator to main engines
- Fuel level indicator at helm and manual site gauge fitted to each wing tank
- GRP fuel tanks with a total capacity of 4,000 litres (approx. 1057 US gallons), engine room 2 x 1,300 litres (343 US gallons) balanced wing tanks, forward tank 1 x 1,400 litres (approx. 371 US gallons)
- 2 x fuel transfer pumps plumbed from forward tank, each pump transfers to a wing tank

THE RIVIERA WARRANTY

Limited Express Warranty

Riviera Australia Pty Ltd. A.C.N. 139 663 906 (Riviera) makes this Limited Express Warranty (Warranty) to the original retail purchaser of a vessel manufactured by Riviera, provided the vessel is purchased from an authorised Riviera dealer and said first retail purchaser registers this Warranty with Riviera within 30 days of the purchase. This Warranty is the only warranty provided by Riviera, express or implied, with respect to any vessel manufactured by Riviera.

Five Year Limited Structural Warranty:

Riviera warrants to the first retail purchaser that for five (5) years after the date of delivery to the first retail purchaser, and for the period before it is delivered to the first retail purchaser, that the hull, deck, flybridge and hardtop shall be free from structural defects due to material or workmanship, under normal non-commercial use, that result in any delamination or separation of the stringers or composite structure.

A structural defect includes the following:

- structural failure of the fibreglass hull, deck, flybridge and hardtop
- structural failure of any parts glassed onto the above components, or
- structural failure of the joints between any of the above components.

The structural warranty does not apply to the following:

- A water leak through the joints between the hull, deck, flybridge and hardtop
- Fibreglass small parts failures
- Parts that are not manufactured by Riviera;
- Interior failures, window or hatch failures
- Damage resulting from misuse, abuse, negligence, improper docking, alteration, vandalism, accident or lack of performance of normal maintenance
- Any charges incurred by any vessel returned to the factory, dealer or authorised agent for inspection prior to authorisation of warranty repairs
- The cost of removal or reinstatement of a part, or disassembly or reassembly of the unit of which it is a component
- Heat and/or sun damage to the hull and/or gelcoat on hulls that are painted a dark colour
- Owners other than the first retail purchaser, or in relation to the hull only, subsequent owners to whom the structural warranty of the Hull has been validly transferred in accordance with this Warranty

- Any vessels sold to the first retail purchaser by anyone other than a Riviera dealer listed on <http://riviera.com.au> on the date of the purchase (Authorised Riviera Dealer), or
- Any item which Riviera has not been notified of within thirty (30) days of the issue becoming apparent.

The above list is not intended to be exhaustive and Riviera may, at its absolute discretion, elect to refuse any warranty claim whatsoever.

Vessels that go into a syndication or shared ownership program are entitled to the standard five-year structural warranty, subject to fair wear and tear on the vessel.

Transfer of Structural Warranty:

In reference to the structural warranty of the hull ONLY, Riviera may agree in its sole and absolute discretion, to transfer the hull warranty to a subsequent owner of a vessel, who purchases the vessel from an Authorised Riviera Dealer, upon application and payment of a \$1000 Australian dollar transfer fee. Such transfer will only be effective upon confirmation in writing from Riviera. Where Riviera does approve the transfer of the remaining term of the hull warranty to a subsequent owner in writing, then such hull warranty will be transferred for a period of not more than a total period of five (5) years from the date an Authorised Riviera Dealer first delivered the vessel to the first retail purchaser.

One Year Limited Non-Structural Warranty

Riviera warrants that for one (1) year after the date of delivery to the first retail purchaser, and for the period before it is delivered to the first retail purchaser, all vessel components manufactured by Riviera shall be free from defects due to material or workmanship under normal non-commercial use. On components not manufactured by Riviera, Riviera shall assign to the first retail purchaser the warranties extended by those manufacturers as allowed.

The non-structural warranty does not apply to the following:

- Parts that are not manufactured by Riviera
- Any charges incurred by any vessel returned to the factory, dealer or authorised agent for inspection prior to authorisation of warranty repairs

- The cost of removal or reinstatement of a part, or disassembly or reassembly of the unit of which it is a component
- Heat and/or sun damage to the hull and/or gelcoat on hulls that are painted a dark colour
- The installation of any equipment by a dealer or other installer
- Any installation of products not to Riviera's recommended specifications, because of the possibility that the use of these Products will exceed Riviera or government specification for overpowering, steering, handling, speed and safety
- Owners other than the first retail purchaser
- Any vessels sold to the first retail purchaser by anyone other than an Authorised Riviera Dealer
- Any item which Riviera has not been notified of within thirty (30) days of the issue becoming apparent.

The non-structural warranty for vessels that go into a syndication or shared ownership program expires after the earlier of two-hundred and fifty (250) hours of use or six (6) months from the date of delivery to the syndication or shared ownership program, whichever occurs first.

CRAFTED WITH PASSION

The premium quality of our owner care at Riviera is directly commensurate with the quality of our built-to-last, world-class luxury motor yachts.

Your experience of dealing with Riviera – from the selection of options, electronics and décor all the way through to routine maintenance and repairs – will be undertaken with the utmost care.

Our highly skilled team at our world-class, 14-hectare manufacturing facility on Australia's Gold Coast consults with internationally acclaimed naval architects, designers and engineers.

Consultation with our global family of yacht owners also plays an important part in our new model development program.

This ensures Riviera continues to exceed the constantly evolving desires of luxury motor yacht aficionados worldwide.

AWARDED FOR EXCELLENCE

Riviera's vast collection of local, national and international awards is testament to the pride and passion that goes into creating our premium range of luxury motor yachts. These awards span world-best practices in the spheres of education and training, employment, innovative manufacturing techniques, quality of workmanship and pioneering design.

THE EVOLUTION OF RIVIERA – SINCE 1980





Our 14-hectare, state-of-the-art manufacturing facility on the Gold Coast of Queensland, Australia. This is the largest facility of its kind in the Southern Hemisphere.

Each year in May, this world-class facility plays host to the educational and fun-filled Riviera Festival of Boating and the enormous Gold Coast International Marine Expo.




RIVIERA'S ETHOS INSPIRES CONFIDENCE

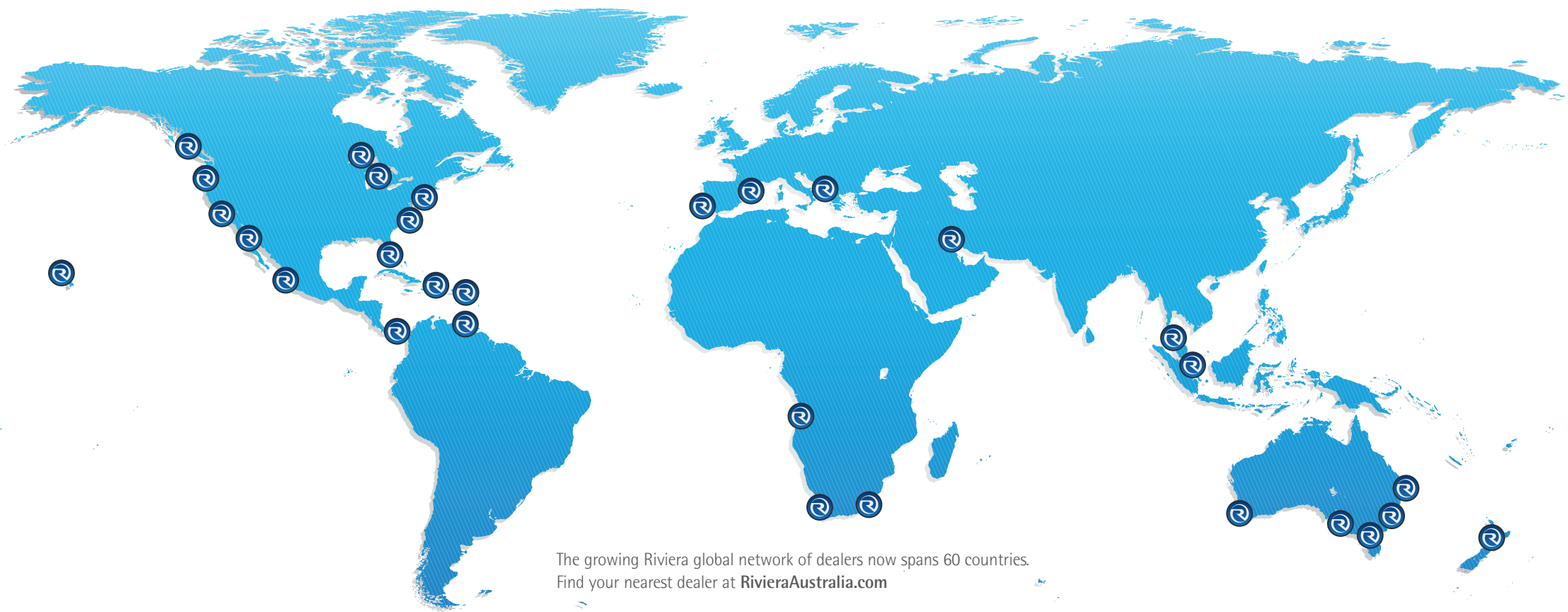
In the global luxury motor yacht market, the name Riviera stands synonymous on an international scale with hallmark luxury, technology, ease of operation, blue-water sea-keeping ability and unrivalled owner support.

This has not come about by chance – underpinning our remarkable success is an ethos of excellence reflected throughout our rich 36-year heritage and the launch of almost 5200 motor yachts that today can be seen cruising the oceans, seas, rivers and lakes of the world.

Our rigorous pursuit of the highest possible standards relates equally to the quality of materials, workmanship and technology that goes into building every new Riviera as it does to our commitment to our people and our ethical dealings, to our social and environmental sustainability, and to our renowned customer care.

This is a key part of what we like to call: 'the ultimate boating experience'.





The growing Riviera global network of dealers now spans 60 countries.
Find your nearest dealer at RivieraAustralia.com



ELECTRONICS AND SYSTEMS

Electronics play an ever-increasing role in the pleasure, performance and safety of luxury boats, and the choice of equipment that is available today is vast. In fact, selecting the equipment that meets your needs can be a very challenging task. Riviera's electronics experts are here to help; we source the best systems and products from around the world; we help match technology to individual requirements and work closely with Riviera's global Dealer Network to create systems that maximise your pleasure and safety.

RIVIERA GENUINE PARTS & ACCESSORIES

A passion for quality and good design steers everything we do at Riviera — and this is reflected in our exclusive range of clothing, accessories and decor items. If you love your Riviera, you'll feel at home with the Riviera Collection: casual yet stylish, comfortable, practical and made to withstand the rigours of boating life

The Accessory and Decor Collection ranges from a storm jacket to stylish crockery. To make your luxury Riviera or Belize truly your own, we offer a wide choice of fabrics, finishes and color schemes that allow you to customise your yacht. Of course, we also have experienced designers who can advise and assist with your individual selection.

RivieraParts.com.au





THE RIVIERA EXPERIENCE


When you buy a Riviera or Belize, you really are joining a family.

Through our global network of dealers spanning some 60 countries and every continent of the world, owners of our world-class Riviera and Belize luxury yachts regularly receive exclusive invitations to our renowned educational workshops and seminars, as well as fun-filled social events to celebrate life with like-minded people.

This unrivalled owner support also extends to our special Experience events, where the sheer exhilaration of blue-water cruising can be enjoyed with the reassuring confidence of knowing experienced skippers and engineers are always close at hand.

Of course these are the passages that create very special memories that last a lifetime and, importantly, are often the catalyst for long-lasting friendships.

This is a key part of how we strive to help Riviera and Belize owners to enjoy all the rich and rewarding benefits that only boating can offer.





575 SUV PRELIMINARY SPECIFICATIONS

Length Overall (inc. swim platform and bow sprit)	18.50 m	60' 8"
Lh to ISO8666 *	17.20 m	56' 5"
Beam (inc. gunwale)	5.13 m	16' 10"
Draft Approximate (Standard Volvo IPS drive configuration)	1.55 m	5' 1"
Dry Weight ** (approx.)	27,400 kg	60,400 lb

Fuel Capacity ***	4,000 L	1057 US gal
Water Capacity (minimum)	750 L	198 US gal
Holding Tank Capacity	500 L	132 US gal
Sleeping Capacity	6 persons	
Cockpit Area	9.53 m ²	102.5 ft ²
Mezzanine Deck	3.60 m ²	38.8 m ²
Total	13.13 m ²	141.3 m ²

Bridge Clearance	3.91 m	12' 10"
Engine Options		
Volvo Penta IPS950 x 2	533 kW	725 hp each
Volvo Penta IPS1200 x 2	662 kW	900 hp
Volvo D13 Shaft Drive x 2	662 kW	900 hp
CAT C12.9 Shaft Drive x 2	735 kW	1000 hp

Riviera Clarification of Specification

* Length of the hull (Lh) to ISO8666: Includes all structural and integral parts (ie. the moulded length of the hull). It excludes parts that can be removed in a non-destructive manner without affecting the structural integrity of the craft, eg. pulpits, outdrives, driving platforms, rubbing strakes.

** Dry weight represents the estimated minimum weight of a boat with standard engines and options, no fuel or water on board, no equipment or provisions and no personnel. The stated dry weight may be exceeded. *** Denotes net tank capacity. For useable capacity do not rely on more than 90% of tank capacity. Actual capacity will vary according to boat trim and sea state. Speeds are subject to normal weather conditions, fuel and/or water levels, passengers and equipment loads. Refer to your Riviera Owner's Manual and your Dealer for height to hardtop and maximum height details. The specifications in this document are not complete or definitive and are subject to change without notice and therefore may not be current. Riviera will not be liable (in contract, tort or otherwise) for any loss resulting from the inaccuracy of any information contained in this document. Specifications may vary on a regional basis. Some images in this brochure may include non-standard or after-market options.

Our PASSION

To create the *ultimate*
boating experience.

