



D E S I G N E D I N A U S T R A L I A B Y R I V I E R A



A totally new tradition reaches a higher level



Create your ultimate motor yacht with Belize. Sedan or Daybridge, 54 or 66.

It's human nature to admire beauty in whatever form it takes. That's why heads turn every time a Belize glides past an anchorage. The distinctive lines and classic styling evoke the poise and grace of a bygone era. Like her owner, every Belize 66 is unique, created without compromise for those wanting to commission their dream motor yacht. An obsessive attention to detail blends exceptional design and high quality engineering with gleaming hand crafted interiors and superb finishes.

Riviera proudly present the Belize Collection: Belize 54 or 66 Sedan or Daybridge – a totally new tradition



Rodney Longhurst - Owner Riviera







The Belize 66 Sedan and Daybridge: A totally new tradition reaches a higher level

A Fibonacci Sequence describes a natural pattern of scaling, the ability to grow in size yet maintain the same shape. This sequence is found in the chambers of a nautilus shell, the arc of a breaking wave, the spiral of a distant universe and the beauty of Belize.

The success of the Belize 54 created natural desire for a luxury motor yacht that shared the same DNA of grace, power and beauty but on a grander scale. Success builds success and now the Belize 66 Sedan and Daybridge take that totally new tradition to a higher level.


Over 30 Belize motor yachts are cruising international waters

The Belize 54 quickly attracted owners who, after many years of boating knew exactly what they wanted and found a passionate team that could help them create their dream motor yacht. Backed by Riviera's highly regarded owner support, today over 30 Belize motor yachts are cruising international waters, from the coral reefs of Queensland to the Great Lakes and New England regions of the United States where style and tradition are part of the yachting bloodline.



Belize owners leave compromise behind

Belize owners typically have years of cruising experience, many starting out under sail. Now they are in a position to leave compromise behind. Commissioning a Belize 66 takes the concept of a semi-custom motor yacht to a new level, a vessel that delivers a new sense of space, comfort and luxury and offers an unmatched level of customisation and bespoke elements. With a wide range of options already built into the boat's design, owners have the ability to create their personal motor yacht that will deliver their dream boating experience. The first decision concerns the overall layout. Belize 66 clients have the choice of a single-level saloon and cockpit lifestyle Sedan or extending the outdoor living spaces to a large Daybridge with extended hardtop.









Effortless performance with outstanding ride and seakeeping qualities

The Belize running surface is sublime. This new breed of motor yacht has a hull designed specifically around Volvo's advanced, integrated propulsion system (IPS).

Following the initial design concepts a period of tank testing was undertaken at the Australian Marine College resulting in a shape beautifully mated to her power source.

A fine entry slices the water ahead, a proper keel assists tracking and a substantial turn-down chine in the bow deflects spray and delivers a dry and silky ride offshore.

That's why a Belize always proceeds in a stately fashion, in keeping with her exterior style.



Dedication, Inspiration and consultation - valuable insights from our discerning owners group

Building on the success of the Belize 54 to satisfy the natural desire for a grander Belize 66 has been the result of years of dedication, inspiration and consultation. The Belize 66 was designed by Steve Ford in collaboration with the Riviera and Belize design team. An investment of thousands of hours over two years has been made to develop design concepts, employing sophisticated 3D modelling and virtual walk-through tours before engaging extensive consultation with current Belize 54 owners. A great many of the ideas and wishes of this discerning owners group were incorporated into the options available in the final design providing even greater scope for individuality. We thank and congratulate all those involved in creating this remarkable luxury motor yacht.

Let's discover this unique new design, brimming with innovative features

You step aboard the swim platform, it's teak laid and far more generous than most with ample space for a couple of deck chairs on sunset to drink in the view. You'll discover a wealth of innovative design features on the Belize 66 the first being the swim platform itself. Designed so that only two thirds can be lowered below the waterline Belize makes it easier to launch and retrieve the tender without getting your feet wet. The split design is also very handy for beginners on a SUP or younger children who are new to the water.

Thankfully, gymnastics aren't required to get back onboard after a swim as the stainless steel swim ladder extends deep and wide from a locker on the starboard side. As you would expect there is a pull-out hot and cold shower set into the aft quarter.

Either side of the tender garage are wide transom stairways with teak step treads. As you step up into the cockpit through one of the transom gates you'll notice the custom stainless steel cleats and fairleads are substantial, more ship than boatlike.









A new level of luxury comes with a commanding presence on the water

This becomes one of your favourite places at anchor, a spacious cockpit cleverly designed for easy entertaining or to simply relax with your soulmate – beautiful music enhanced by a superior sound system while you enjoy a game of backgammon, or that new book you just can't put down. Breakfast, lunch or dinner can be enjoyed on an attractive fold out teak table that sits firmly on a fixed stainless pedestal. You'll find there's plenty of room for guests on the starboard side as well as the aft lounge. A stylish and efficient barbecue station sits on the portside with two electric BBQ's as well as a drawer fridge and an icemaker. Or Daybridge owners have the option to locate a barbecue station on the bridge.



The teak cockpit is self draining and there is excellent storage under the L shaped lounge with a large ice cooler under the aft seat. A mirror polished stainless steel bulkhead features a sliding glass door entry to the saloon and a large awning window opens to connect the cockpit to the galley.







A fold up canopy shades a massive sundeck

Sunlovers will gravitate to the foredeck when the Belize 66 is at anchor. A space saving pantograph door provides excellent access from the saloon to the portside deck and going forward you'll notice the bulwark is raised, not a token toe-rail, ensuring more comfortable side access and drier passage-making. The elliptical shape of the stainless steel top rail feels substantial like the traditional teak rails of days gone by.

A stylish comfortable lounge for relaxing and entertaining or an indulgent day bed when you just can't resist feeling selfish

The sun deck is a versatile fun deck with a large sunken U-shape lounge and a central dinette table that can be lowered to create - with an infill - a day bed of royal proportions. Lounge backrests store flat on the deck and adjust to your preferred position. There's an insulated cold locker forward to load up with drinks and ice and the entire sundeck is shaded by a fold-up canopy. Savour magic sunsets with your favourite music courtesy of a four speaker sound zone.

Raised anchoring area for easy operation

The raised anchoring station puts everything you need within reach and at the right height for easy and total control.



Superb galley and a spectacular saloon – an ultra modern living space

Stepping inside the massive saloon area you are greeted by a large U-shape galley fit for a celebrity chef. Cabinetry is euro inspired and finely hand crafted with stone benchtops and Miele appliances including a combi microwave convection oven, 3 burner induction cooktop with rangehood, and fully integrated dishwasher. The dual bowl stainless steel sink with insinkerator is served by award-winning Hansgrohe tapware. Pantry and refrigeration are portside with Vitrifrigio full height fridge freezer and additional two drawer fridge under bench.

Moving forward and one step up from the galley is the lounge and dining area to starboard with a further lounge or free-standing armchair opposite. The chair can be moved across the space to increase dining seating. Owners will personalise this entire space with a select choice of high quality leathers and bespoke fabrics and finishes.

European panache and Australian practicality

The Belize design team have struck a keen-eyed balance between European panache and Australian practicality. Throughout the yacht upholstered wall panels, leather,

weatherproof leatherette and passages of woodgrain are used in a contemporary palette to create a warm and inviting ambiance and to contribute to excellent acoustics.

Dining and lounge transform into cinema entertainment

The dining and lounge area transform into the perfect media space at the press of a button with a 55" Smart TV rising up behind the helm. Superior surround sound, blu-ray player, Apple TV, wireless router FM stereo aerial and FTA TV antenna are standard.

Dedicated installation space allows owners to easily add SAT TV and 3G/4G modem communication.





Sedan Saloon



Daybridge Saloon



Belize 66 Daybridge: all you could want, with something extra on top

The main decks of both the Sedan and Daybridge are similar as far as saloon, galley and accommodation areas and optional layout are available. On the Daybridge though, an elegant deep-tread staircase leads from the saloon.

Stepping up and outside

Every bit as sociable as the main saloon, the Daybridge area has a large L-shaped lounge and hi-lo table that can drop to create an additional sun pad. Opposite is a large facing lounge. A wet bar with sink and fridge is located on the aft deck. The vast helm station offers an almost centreline skippers chair with twin guest chairs to starboard. An impressive array of navigational technology lays at eye level and easily to hand, making cruising Belize-style a joy to behold.

The fixed hardtop offers a retractable awning sunroof that can transform this space into a large sun haven. Clears can be fitted to offer protection or alternatively when the weather turns too hot, or cold, a retreat can be made to the cosy protection and luxury of the lower saloon and sports-inspired main helm.









Take command with the IPS joystick at your fingertips

Sedan owners will take command in the spectacular central helm station. The captain's chair faces a timber accent sports wheel and expansive dashboard with comprehensive navigation systems and controls. On the starboard arm of the helm seat the Volvo IPS joystick puts steering and slow speed maneuverability at your fingertips. Two companion seats allow partners and guests to enjoy the helm and there's easy walk through access with standing room to port.

Blind spots are eliminated by a magnificent curved glass windscreen that wraps around the helm and features a large 2 metre wide centre panel. An array of cameras feed vision to the glass bridge screens allowing a visual check of the engine room, cockpit, swim platform and anchor retrieval.

A giant sunroof slides open at the press of a button

Multiple air conditioning systems with reverse cycle heating keep you and your guests comfortable throughout the yacht but when you're cruising on a perfect day there is no better tonic than sliding back the electric sunroof to let the fresh sea air flow through.

Choose a compact lower helm for the Daybridge.

The Belize Daybridge attracts owners who love open air cruising, and whilst you can still have a master helm on the main deck you also have the option of making this

lower helm a compact station for cooler conditions or inclement weather - a single helm seat and instrument dashboard is located starboard making room to port for a sumptuous L-shape lounge and coffee table.

Internal stairway provides safe, easy access to the Daybridge

On the Daybridge you'll enjoy an expansive entertainment and command station, easily accessed from the saloon by an internal stairway. The helm seats are forward behind a wide dashboard and sports wheel. Twin companion chairs are on the starboard side along with viewing lounge - further aft is a U-shape lounge surrounding a timber dinette. A popular option for entertaining is a barbecue station with ample benchtop, sink and fridge - located on the port side opposite the dining area. A hardtop covers the full helm and entertainment area with the exception of single and double sun lounges aft and these can be shaded by a push button retractable canvas awning.



Daybridge Lower Helm



Take a look below

A stairway forward of the helm leads down to the accommodation companionway where you'll notice the walls are lined with fine fabric panels that are hard wearing but soft to touch. Under the stairway on the starboard side you'll find a Miele under bench wine storage system.

A new level of luxury with the option of 3 or 4 cabins

Belize 66 clients are spoiled for choice with the number of accommodation options available to suit their boating lifestyle; family living, entertaining, couple cruising, or long range cruising perhaps in three or four cabins with the option of additional crew quarters.

Spectacular staterooms to pamper you, your family and your special guests

You expect full-sized beds in a luxury motor yacht. Now imagine a full-beam master stateroom complete with a full-beam ensuite bathroom. Truly spectacular living quarters - and the VIP guest stateroom is equally impressive. That's how the Belize 66 pampers you, your family and your special guests.

Staterooms and cabins are carpeted throughout with superior grade fabrics and finishes, hanging and drawer spaces are cedar-lined, cabinetry is hand finished, elegant fabric panels soften and brighten the walls creating a warm and welcoming ambiance. Wherever you look, onboard you can be sure the materials and craftsmanship are of the highest standard.





Grand Presidential stateroom design

The three-cabin Grand Presidential design provides a full-beam master stateroom amidships and a full-beam ensuite bathroom aft of the master that offers twin vanities. The stateroom is fitted with large twin wardrobes and there is an office station in lieu of the fourth bunk cabin.









Presidential stateroom design


All layout options for the three-cabin Presidential design give you a full-beam master stateroom. Forward of the master stateroom, the starboard bunk cabin is replaced by a generous ensuite bathroom. Similar layout options to the Classic are available for the large space aft of the master stateroom with the exception of a full-beam ensuite.



Classic stateroom design

The four-cabin Classic design includes the master stateroom amidships with a bathroom on the starboard side, large twin wardrobes and an entertainment unit built into the forward bulkhead. A VIP guest stateroom forward includes a queen size walk-around double bed, twin wardrobes and ensuite bathroom. The port guest cabin is equipped with twin single beds that become a double bed at the press of a button. An ensuite bathroom to this cabin also serves as a day head or shared with the fourth cabin on the starboard side which has two bunks. Forward of the bunk cabin are stacked Miele washing machine and dryer hidden behind a full height pocket door.

Owners can choose four options for the space aft of the master stateroom: (1) a full-beam walk-in wardrobe or (2) a full beam ensuite bathroom, with optional bidet, large shower stall with seat, and large linen cupboard or (3) a large utility room for diving, surfing, fishing gear or (4) crew quarters with 2 bunks, ensuite shower and head. Note that choosing option (2) gives you a full-beam master stateroom.






Starboard Stateroom - Classic 4 Stateroom layout





Belize 66 Sedan



Sedan - overview



Sedan - main deck



Belize 66 Daybridge



Daybridge - with hardtop and canvas sunroof



Daybridge - deck



Saloon deck with back up helm - standard



Grand Presidential 3 stateroom



Classic 3 stateroom - with aft crew

Specifications - 66 Sedan

Length Overall (inc. swim platform and bow roller)	21.12 m	69' 3"
Lenght at waterline	18.38 m	60' 4"
Beam	5.45 m	17' 11"
Maximum Draft	1.6 m	5' 3"
Dry Weight (approx.) **	35,015 kg	77,195 lb
Fuel Capacity ***	4,500 L	1188 US gal
Water Capacity *** (Water maker standard)	700 L	185 US gal
Holding Tank Capacity ***	500 L	132 US gal
Sleeping Capacity	6-10 persons	
Bridge Clearance	5.91 m	17' 11"
Standard Engines		
Volvo Penta D13 1350 x 2	735 kW	1000 hp each

*Specifications may vary on a regional basis.

Preliminary Specifications - 66 Daybridge

Length Overall (inc. swim platform and bow roller)	21.12 m	69' 3"
Lenght at waterline	18.38 m	60' 4"
Beam	5.45 m	17' 11"
Maximum Draft	1.64 m	5' 5"
Dry Weight (approx.) **	38,515 kg	84,911 lb
Fuel Capacity ***	4,500 L	1188 US gal
Water Capacity *** (Water maker standard)	700 L	185 US gal
Holding Tank Capacity ***	500 L	132 US gal
Sleeping Capacity	6-10 persons	
Bridge Clearance	7.67 m	25' 2"
Standard Engines		
Volvo Penta D13 1350 x 2	735 kW	1000 hp each

*Specifications may vary on a regional basis.

Specification clarification

* Length of the hull (Lh) to ISO8666: Includes all structural and integral parts (ie. the moulded length of the hull). It excludes parts that can be removed in a non-destructive manner without affecting the structural integrity of the craft, (eg. pulpits, outdrives, driving platforms, rubbing strakes).

** Dry weight represents the estimated minimum weight of a yacht with standard engines and options, no fuel or water on board, no equipment or provisions and no personnel. The stated dry weight may be exceeded.

*** Denotes net tank capacity. For useable capacity do not rely on more than 90% of tank capacity. Actual capacity will vary according to yacht trim and sea state. Speeds are subject to normal weather conditions, fuel and/or water levels, passengers and equipment loads.

Our care for your information

Due to the constant refinement of specifications and design by Riviera Australia, the information in this document may change without notice. Specifications may vary with time and by region. Some images or illustrations in this brochure may include options or custom details.

Please note that as safety equipment specifications or standards vary by country, this aspect of your purchase will need to be completed by yourself and or your Riviera representative.

Please refer to your Riviera representative for specific warranty cover and the latest detailed list of inclusions and options prior to purchase.

RivieraAustralia.com



